



MEDIA

GUIDE

MEDIA CENTER

Phone: 570-326-1921 ext. 2420
Fax: 570-601-0115; wsmedia@LittleLeague.org

LITTLE LEAGUE® INTERNATIONAL

Hugh E. Tanner - Chairman
Steven P. Johnson - Chairman-Elect
Stephen D. Keener - President and CEO
Patrick W. Wilson - Senior Vice President of Operations and Program Development
David B. Houseknecht - Senior Vice President of Administration and Chief Financial Officer
Lance W. Van Auken - Vice President and *World of Little League*® Museum Executive Director
Liz DiLullo Brown - Vice President of Marketing and Communications
Melissa Singer - Vice President and Treasurer
Daniel P. Kirby - Vice President of Risk Management
Joseph W. Losch - Corporate Secretary

WORLD SERIES STAFF

Patrick W. Wilson - Tournament Director
Nicholas Carangi - Senior Assistant Tournament Director
Daniel Velte - Senior Assistant Tournament Director
Sam Ranck - Assistant Tournament Director

COMMUNICATIONS STAFF

Brian McClintock - Senior Director of Communications
Kevin Fountain - Director of Media Relations
Chris Downs - Director of Constituent Communications
Dallas Miller - Director of Digital Media
Amanda Cropper, Kalyn Hope - Graphic Designers
Mike Weslosky - Senior Manager of Digital Media
Rudy Mezzy - Multimedia Producer and Editor
Tammy Smith - Digital Media Assistant Manager
Leah Blasko - Communications Coordinator
Angela Garcia, April Meehleder, Sara Thompson, Amry Shelby - Game Day Media Support
Becky Bassett, Kitty Strouse - World Series Media Center Staff
David Corell, Daniel Mendoza, Tristan Scott, Hannah Summerson, Danek Zaleski - Interns
Jose Corrales, Anna Pitingolo, Rob Tota, Lucas Friedman - Media Volunteers
Paul Graziano, Lou Hunsinger - Press Box Announcers
Garett Argianas, Marty Hoy, Gabe Sinicropi, Rob Thomas - Public Address Announcers



MEDIA INFORMATION

Welcome to Little League® International, site of the 72nd Little League Baseball® World Series – the final event of the Little League International Tournament, the most prestigious youth baseball and softball competition in the world.

Little League welcomes members of the media who are here to capture every exciting World Series moment. We do, however, ask that you adhere to the guidelines that follow.

This media guide has been prepared to provide you with the information necessary to cover the 2018 Little League Baseball World Series. Additional information is also available through the LLBWS Media Center and online at LittleLeague.org/Media. If you have questions, please contact:

Kevin Fountain

Director of Media Relations

Little League Baseball and Softball

570-326-1921, ext. 2325 (office)

570-295-7728 (cell)

kfountain@LittleLeague.org

--or--

Brian McClintock

Senior Director of Communications

Little League Baseball and Softball

570-326-1921, ext. 2252 (office)

570-772-2431 (cell)

bmcclintock@LittleLeague.org

Our goal is to make your visit to the World Series as enjoyable as possible, while providing a professional working atmosphere that allows you to accomplish your job in the best possible manner. Please, let us know if there is something we can assist you with to make that possible.

MEDIA CENTER

The Little League Baseball World Series Media Center is located on the third-base side of Lamade Stadium on the concourse level. This includes the Media Work Center, as well as the Credential Pickup Area.

Authorized Little League International employees and properly-credentialed tournament staff are the only people permitted in the Media Center. The Media Center includes the Media Hospitality Room and the Media Work Room, where credentialed media members of all outlets may work. Priority media work spaces for designated media outlets, the Little League customer service center, and the post-game interview room are located inside the Credential Pickup area.

The customer service and credentialing area of the Media Center will be open during the following hours (hours subject to change):

Sunday, August 12: 12 p.m. to 4 p.m.

Monday-Tuesday, August 13-14: 9 a.m. to 4 p.m.

Wednesday, August 15: 9 a.m. to 5 p.m.

Thursday, August 16: 9 a.m. to 7 p.m.

Friday, August 17: 11 a.m. to 8 p.m.

Saturday, August 18: 11 a.m. to 7 p.m.

Sunday, August 19: 7 a.m. to 3 p.m.

Monday, August 20: 9 a.m. to 8 p.m.

Tuesday, August 21: 9:30 a.m. to 7:30 p.m.

Wednesday-Thursday, August 22-23: 1 p.m. to 7:30 p.m.

Friday, August 24: TBD Based on Schedule

Saturday, August 25: 9 a.m. to 4 p.m.

Sunday, August 26: 8 a.m. to 4 p.m.

MEDIA CENTER CONTACT INFORMATION:

Phone: 570-326-1921, ext. 2420

Fax: 570-601-0115

wsmedia@littleleague.org

HOTELS/ACCOMMODATIONS

Accommodations are extremely limited in the Williamsport area during the World Series. Information on hotel accommodations may be obtained by visiting LittleLeague.org/Hotels.

PARKING

The parking area (Lot "S") for the media covering the World Series is located at the Little League International Complex off of Stadium Drive, which can be accessed from Mountain Ave. (see map on back). A Media Parking Pass is required, and may be obtained from the Media Credential Pickup Area at Lamade Stadium.

NOTE: The first time you park, please use the temporary access pass that is emailed to you. The name on the pass must match your photo ID. Limited temporary parking will also be available while you pick up your credentials. Parking is very limited, so an early arrival is suggested, particularly for night games and games later in the tournament. Overflow media parking may be required in public parking areas.

SATELLITE TRUCK/PACK PARKING

Members of the media that have requested, and have been approved, for satellite truck parking with a vehicle that has a fixed satellite, are permitted to park in the designated lot near the loading dock of Little League International Administrative Building. Television stations utilizing satellite backpacks, or portable satellite broadcast equipment, are permitted to park in the designated lot in the area above the ESPN Compound only during the time of their broadcast. This space is a first-come, first-serve area and should only be used for portable satellite stand-up hits. Media members are asked to return to the general media parking if they are not actively broadcasting a segment.

ARRIVAL

Upon check-in, you will be required to produce documentation to show that you are a member of the working media as well as a photo ID. After you have received your credentials at the Media Credential Pickup Area, you are encouraged to familiarize yourself with the surroundings. The Media Relations Staff will help with anything you may need.

(Note: Photographers and videographers will need to sign a statement detailing the conditions under which they will receive credentials.)

CREDENTIALS

Media credentials are not transferable and cannot be issued to anyone under the age of 18 or to anyone who has not consented to a criminal background check. Anyone wishing to pick up their media credential **MUST** have a photo ID (i.e. press cards or government-issued ID) in order to receive their credential. All media credentials are coded to indicate the type of media you are representing. Photo credentials are printed with specific access levels.

All credentialled media will have access to the Media Center work space, interview room, and hospitality room when available.

Stadium access is strictly limited to working media only. **Television cameras or video recording of any kind is not permitted in the stadium or photo wells at any time.** Only still photographers with a "Special," Photo 1, Photo 2, or Multimedia credential are permitted in the stadium at any time. Seating in the press sections in both stadiums is for working media only and is largely on a first-come, first-serve basis, unless indicated on your credential. No reports, photos, or video should give the reader or viewer the impression that the media outlet is affiliated with Little League International in any way.

MEDIA WORKING AREA

PRESS ROW - INSIDE STADIUMS

Reserved seating, if available, will be provided for select media outlets and designated on those seating areas within each stadium. **NOTE: Media are not permitted to sit in Section 1 stadium seating.** No member of the media, including TV camera crews, will be permitted on the field at any time, with the exception of ESPN/ABC cameras and photographers under certain circumstances as communicated by the LLBWS staff. **NOTE: Any Photo 2 or Multimedia member's camera equipment that is brought into the stadium must be put away and have the lens cap on when inside the stadium media press section.**

MEDIA CENTER

Designated seating will be assigned for select media outlets across from the customer service/credential pickup area in the main entrance of the media center. All other media members are provided a media work area on a first-come, first-served basis in the area along the left-field side of Lamade Stadium, adjacent to the Hospitality Area. Power and Wi-Fi is available in both. Please note, availability is subject to change.

MEDIA DECORUM

Members of the media are to refrain from cheering of any kind in the stadium press sections or in the post-game press conference and should conduct themselves professionally at all times. Members of the media are not to communicate in any manner with managers, coaches, players, or umpires while a game is being played. Your adherence to these policies is required.

VIDEO RECORDING AND STREAMING

The use of video recording technology to capture, stream, or distribute Little League Regional or World Series game footage in any medium is strictly prohibited and is considered copyright infringement, punishable to the fullest extent under applicable federal and state laws. All video recording must adhere to guidelines set within this media guide, and is limited to credentialled television outlets only. **Live streaming of game footage on any Internet site is prohibited.**

PHOTOGRAPHERS

There are five levels credential types for photographers. Photographers **may not** use Tablets/ Mobile Devices as primary means of photography.

"Special" - For photographers working on a feature assignment that has been submitted to, and approved by, Little League International's Communications Department prior to the start of the Little League Baseball World Series. Access may include areas in the Dr. Creighton J. Hale International Grove, expanded on-field access, etc. A member of Little League International Staff must be with the photographer(s) during their shoots, or the photographer(s) must have written permission from Little League to enter locations with restricted access.

"Special" credentials will also grant regular access to: stadium photo wells, 1B/3B photo wells, stadium seating area, stadium roofs (remotes only, must be off the roof 15 minutes prior to the scheduled game start and cannot access the roof until after the conclusion of the game), and all public areas at the Little League International Complex.

Photo 1 - For photographers working on daily coverage of the Little League Baseball World Series. Due to space constraints, this credential will be given to those approved by Little League International's Communications Department.

Regular access granted for: Stadium photo wells, 1B/3B photo wells, stadium seating area, stadium roofs (remotes only, must be off the roof 15 minutes prior to the scheduled game start and cannot access the roof until after the conclusion of the game), and all public areas at the Little League International Complex.

Photo 2 - For photographers working on daily coverage of the Little League Baseball World Series.

Regular access granted for: Stadium photo wells, 1B/3B photo wells, and all public areas at the Little League International Complex. Photographers are encouraged, and may be asked, to move between the photo wells.

Multimedia - For single-person, multimedia outlets working on daily coverage, both written and digital/photographical, of the Little League Baseball World Series.

Regular access granted for: Stadium photo wells, 1B/3B photo wells, and all public areas at the Little League International Complex. Photographers are encouraged, and may be asked, to move between the photo wells.

Photo 3 - For photographers working on general coverage of the Little League Baseball World Series.

Regular access granted for all public areas at the Little League International Complex.
.....

PHOTOGRAPHER LANYARDS

In addition to being indicated on your media credential badge, photographers will be given a color-coded lanyard to correspond with the credential. Photographers must use the lanyard assigned to them. The lanyards are not replaceable and are not transferable. Photographers not wearing their designated lanyard will be considered to have the same access as a Photo 3 credential, and may be removed from restricted access areas at the discretion of the Little League International Communications Staff.

PHOTOGRAPHER WORKING AREAS

Photo Wells and 1B/3B Wells

Photographers with a "Special," Photo 1, Photo 2, or Multimedia credential are permitted to be in the photo wells and the 1B/3B wells at both Lamade and Volunteer Stadiums up to two hours before the announced game time and thirty (30) minutes after the conclusion of the game. At no time may a media outlet have more than one person in the Lamade Stadium photo well without written permission from Little League International's Communications Department.

Photographer equipment should not be stored in the wells at any time. Photographers are encouraged, and may be asked, to move between the wells during a game. Access to the Lamade Stadium wells is available at the gate behind home plate to the right of the Will-Call window. Access to the Volunteer Stadium wells is available at the lower entrance below the bleachers along the left-field line.

Stadium Seating Area

Photographers with a "Special" or Photo 1 credential are permitted to take photos in the stadium seating area. These credentials allow for photographers to spend one half inning, twice a game in the stadium area to take photos. The half innings cannot be sequential. Photographers will be allowed to be in a static position for no more than 30 seconds before stadium ushers or Little League International asks them to move. A photographer may be asked to move at any time if he/she is obstructing the view of seated spectators. Aisles must remain clear of equipment for safety purposes. Photographers will not be allowed to be stationed in the tunnels.

Stadium Roof Access

Photographers with a "Special" or Photo 1 credential are allowed to take photos from the roof of the stadiums, at their own risk, using remote cameras only.

Credentialed photographers must be off the roof 15 minutes prior to the scheduled game start time and cannot access the roof until after the conclusion of the game. Access may be limited/unavailable at the discretion of Little League International.

Field Access

Photographers with a "Special," Photo 1, Photo 2, or Multimedia credential are permitted on the field in the area directly behind home plate for ceremonial pre-game activities only (see Media Center for Pregame and Championship Ceremony protocols). At no time are photographers permitted to be on the field during pre-game warm-ups. Photos of warm-ups may be taken from the photo wells and the 1B/3B wells. Photographers are prohibited from being on the grass at all times. Access may be limited/unavailable at the discretion of Little League International.

Dugouts

No cameras of any kind are permitted in the dugouts at any time. At no time during games will photographers be permitted to open the dugout door and shoot into the dugout. **Following games, photographers are not permitted to shoot into the dugout of the losing team.**

Photographer Video

Individuals with Photo credentials are not allowed to take any video without approval from the Little League Communications Department. **No video of any type can be taken from the Stadium Photo Wells.**

WORLD SERIES PHOTOGRAPHS

Solicitations/sales of World Series photographs of any kind by photographers or their agents on or off Little League property is prohibited, unless approved in writing by Little League International and for editorial purposes only. At no time are credentialed photographers or their agents permitted to offer, provide, or present any "courtesy" photos of World Series game action or related World Series events. Such actions are grounds for revocation of media credentials.

POOL PHOTO REQUESTS

Images of game action and special events are available upon request courtesy of Little League Baseball and Softball. Requests for pool photos should be emailed to wsmedia@LittleLeague.org.

RADIO

Reporters from radio stations and networks are welcome. The exclusive flagship station for English language broadcasts of the Little League Baseball World Series is WRAC 1400-AM of Williamsport, Pa. For other English language radio interests, NO live broadcasts including the streaming of audio transmission are permitted on any station or network, except by agreement with WRAC-AM. Radio reporters may cover the games through five or fewer reports, each of one minute or less in duration, per game. The reports must not contain descriptions of action currently taking place.

VIDEO/TELEVISION

Television crews are welcome at the LLBWS. Little League and ESPN/ABC have the right to restrict or prohibit ANY camera crew (including ABC affiliates) from operating at any game-related activity.

B-Roll

On-site television crews may obtain B-Roll footage, subject to Little League approval, and adherence to the following guidelines.

- Is limited to five (5) minutes per game. When the five (5) minutes are completed, the camera must be turned off and moved to another location at least 50 feet away;
- May not be televised until after the game is completed. After the conclusion of ESPN or ABC's live coverage of each game, you may, for news purposes only, televise excerpts of the event, to a maximum of two (2) minutes of 2018 LLBWS highlights per day, in the aggregate. Such uses are limited to regularly-scheduled, bona fide news programs distributed within the first 48 hours after the conclusion of each telecast solely as part of (i) a linear television network or station distributed via over-the-air terrestrial broadcast, cable television, and/or direct broadcast satellite and (ii) within the simulcast of the applicable programming as part of that television network or station distributed, on an authenticated basis, via any audio/video means or medium now known or hereafter devised. Other than as part of such live simulcasts, any use of excerpts during the news-access window on the Internet or other online service, wireless device/service or interactive multimedia distribution transmission, is strictly prohibited. Excerpts may only include highlight footage of the games, not interviews, features or audio material (including voices of on-air talent), and must be recorded off-air. ESPN and ABC's graphics, network logo, or scoreboard included in the off-air highlights may not be blocked or covered. You must provide appropriate audio and video courtesy credit to ESPN or ABC, as applicable, on any program so using event highlights;
- Does not restrict or impede the view of spectators;
- Does not utilize facilities (camera stands, etc.) reserved for use by ESPN/ABC;
- Does not take place in the stadium areas;
- Does not interfere with the ESPN/ABC hand-held camera crews (Interference includes being visible by ESPN in any location in which ESPN cameras are operating or likely to be operating).

During games, cameras/crews other than those operated by ESPN/ABC, must cease operating and vacate any area immediately if requested to do so by any ESPN/ABC crew.

Live Reports

Brief, live reports during games are permitted, subject to these provisions:

- There must be no report on game action taking place, except a brief update on the score or previous game action
- The camera must be located (for games in Lamade Stadium) a minimum of 50 feet beyond the second outfield fence, near the Administration building parking lot, or (for games in Volunteer Stadium) a minimum of 50 feet beyond the second outfield fence. (See areas designated as "Stand-Up Area" on the

map on the back of this Media Guide)

- The reporter must be in the shot at all times
- The report must be one (1) minute or less
- There may be no more than four (4) live reports per game
- Camera lights CANNOT be used where they may be visible by players on the field (this applies during day and night games)

NOTE: Video footage may not be used for promotional or commercial purposes.

DR. CREIGHTON J. HALE INTERNATIONAL GROVE

The International Grove is closed to the general public and access by media is **restricted**. Media access to the team housing complex or dining/recreation facility cannot be granted by any player, coaches, team hosts, or security personnel under any circumstances. Members of the media are **not permitted** to request that coaches, players, or any other individual associated with the teams, provide photos or video of any kind from inside the International Grove.

TEAM INFORMATION

Little League personnel will guide each team, in uniform, through a pre-World Series information gathering process that includes team and individual photographs of every player and coach, height and weight measurements of every player, and basic information on every player (proper spelling of name, uniform number, defensive position(s), and bat/throw information). Due to the tight pre-World Series schedule for participants, this process is closed to all media. However, the photographs and information gathered will be provided to the media prior to the start of the World Series.

ONE-ON-ONE PLAYER INTERVIEW REQUESTS

Members of the media wishing to conduct one-on-one interviews with players must first obtain the consent of the team manager or coach, who must be present throughout the interview. No one-on-one interviews with players or coaches are permitted outside of the Media Interview Room at the Media Center and are not permitted until one hour after the end of the game in which a player participates.

Requests for interviews, other than those given to the Media Center, must be submitted to security personnel at International Grove Gate B (see map on back of Media Guide) between 9 a.m. and 10 p.m., or one hour after the conclusion of the last game of the day. Requests will be forwarded to the Team Hosts who will communicate with the coach or manager of the player, if available. If the player and manager/coach agree to the interview, the manager/coach and player, will meet the media member at the security gate at Grove Gate B. Interviews also may be conducted before or after team practices, at the discretion of the team manager. **Media personnel may not request interviews during practices.**

However, interviews may be conducted before or after a practice with approval by the manager/coach. Any coach, manager, player, or umpire may decline any interview. Non-urgent requests can also be sent to wsmmedia@littleleague.org.

TEAM PRACTICES

Team practice schedules will be distributed only to team coaches and managers who may, or may not, wish to share those schedules with the media. These practices are generally open to the public, but all observers (including the media and photographers) must obey the wishes of the manager of the team practicing. **Media personnel may not request interviews during practices.**

LINEUPS

Cards with the starting lineups will be available one hour before the start of each game on the racks in the media center hallway and from the press box announcer at the stadium where the game is to be played. **NOTE:** Lineups are subject to change at any time up to the exchange of the lineups just before the start of the game. The press box announcer will announce all changes.

POST-GAME PRESS CONFERENCE

Approximately 10 to 15 minutes after each game, credentialed members of the media are invited to a post-game media briefing held in the Media Center Interview Room. The Little League International Communications staff will escort the manager/coach from the losing team into the Interview Room first, followed by the manager/coach and select players of the winning team.

NOTE: The manager/coach of the losing team can opt out of the post-game press conference. Videos of all press conferences will be available on LLBWS.org and emailed in the Daily Digest.

NOTE: *Players from the losing team **WILL NOT** be included in this briefing. They may be interviewed separately, but only one hour after the game with a request submitted to the security staff at Grove Gate B. No interviews will be permitted outside of the Media Interview Room at any time.*

DAILY DIGEST EMAIL

Every day during the 2018 Little League Baseball World Series, the Little League Communications staff will email a "Daily Digest" report with important information, notes, schedule of events, press conference videos links, and more to all credentialed media members.

TELEPHONES

Live telephone connections have been provided in specific seats in the Press Sections of both stadiums. Little League provides only the hookup (standard modular jack), and phone lines may be activated at the request and expense of the media outlet. Toll calls require calling collect or the use of a credit/debit card. All media will need to provide their own telephones.

FREQUENCY COORDINATION

The SBE, in cooperation with the Federal Communications Commission (FCC), has designated the Williamsport Area as a branch of the SBE Chapter 2 Northeast Pennsylvania to coordinate Remote Pickup Frequencies for both radio and television facilities. Part 74 of the FCC Rules stipulates that any itinerant use of RPU frequencies must be coordinated. If you plan any RPU use on any frequency with any power, including wireless microphone use (wireless microphones above 698 MHz may not be utilized), please call Skip Smith, Monday through Friday, 8:30 a.m. to 5:30 p.m., at 570-323-5360 for assistance.

VIDEO UPLOADING

Members of the media are not permitted to upload any video using the Internet while at the Little League International Complex.

THE INTERNET

Little League International provides extensive coverage of the Little League Baseball World Series on its website. Internet news providers and bloggers are welcome to cover the World Series. However, no live reports are allowed on any sites except *Little League-owned digital platforms*. Static images (no video) of games or other World Series activities may be posted on the Internet, but may not be posted until at least 30 minutes after the conclusion of the game or activity. Wireless Internet access is available in both stadiums and all areas of the Media Center for the duration of the World Series.

GAME STATISTICS

Little League will provide box scores after each game, with copies available in the Media Center and at LLBWS.org.

Little League is again partnering with GameChanger for live statistics (GC.com/LLWS) of each game. Details on using GameChanger are available at the Media Center.

WORLD OF LITTLE LEAGUE® MUSEUM

Your media credential allows you free admittance to the *World of Little League® Museum and Official Store*, located at the top of the Little League International Complex along Route 15.

MEALS

Little League provides lunch and/or dinner (depending on the day's schedule) at no charge for credentialed, working media only. During games, food will be available between certain time periods in the Media Hospitality Room, located along the left-field side of Lamade Stadium, adjacent to the Third-Base Store. Only working, credentialed media are permitted in this room. Guests and non-credentialed media are not permitted in the Media Hospitality Room and **food and drinks may not be taken from these rooms**. The schedule for meals will be posted in the Media Center and outside the hospitality room. We ask you to please be considerate and clean up after yourself.

DISTRIBUTION OF PROMOTIONAL ITEMS OR OTHER LITERATURE

It is Little League International's policy that no organization, group, company, media entity, etc., be permitted to sell or distribute leaflets, placards, posters, promotional material, or any other items at the Little League International Complex without written permission from Little League International. Media outlets are also prohibited from distributing promotional or co-branded materials for other businesses, organizations, or entities. Media Outlets looking to create "commemorative" newspapers, magazines, or other publications celebrating the LLBWS must receive written approval from Little League International. For more information, contact a member of the Little League Marketing Staff, marketing@LittleLeague.org.

OTHER INQUIRIES

Any inquiries regarding Little League rules, regulations, and policies, as well as specific inquiries regarding the LLBWS, should be made to either the Media Center staff or sent to wsmmedia@littleleague.org.

VIOLATION OF GUIDELINES

Any organization or person in violation of these guidelines (or others subsequently published by Little League Baseball, Incorporated), whether or not such violations occur on Little League property, will be subject to revocation of World Series credentials.

TRADEMARK PROTECTION

Little League Baseball® is a Federal Incorporation granted by way of a bill signed into law by President Lyndon B. Johnson on July 17, 1964, and amended Sept. 24, 1974, to reflect the admission of girls. The legislation, which received unanimous approval in both the U.S. Senate and the House of Representatives, is Public Law 88-378. It is the highest recognition that the federal government can accord. It provides for incorporation of Little League Baseball in all 50 states as an educational institution, endowing the program with protective integrity by the U.S. Government.

Action of the President and Congress places Little League in the same category as the Red Cross, Boy Scouts, Boys Clubs of America and a select group of others similarly chartered. However, Little League is the only youth sports organization so honored. The Federal Charter of Incorporation requires Little League to submit its annual report directly to the U.S. Congress each year.

The following are registered trademarks and service marks of Little League Baseball, Incorporated. These marks are protected both by a special Act of Congress and registrations with the United States Patent and Trademark Office. All rights in and to any and all marks of Little League Baseball, Incorporated, are reserved. The use of the Little League Trademarks by any person, organization, or business entity in an unauthorized fashion is strictly prohibited, as it is classified and defined as a misuse of Little League's trademark rights.

- Little League®; Little League Baseball®; Little League Softball®; Little Leaguer®; Little League® Baseball and Softball
- Senior League Little League Baseball®; Little League Challenger Division®; LL®; LLB®; Dugout the Mascot™ and image

NOTE: Little League Baseball is listed in the Associated Press Stylebook and Libel Manual. The words "Little League," "Little Leaguer," etc. should only be used in conjunction with youth baseball and softball programs chartered with Little League Baseball, Incorporated.

Please note that any unauthorized use of these aforementioned marks is considered an infringement violation and is subject to legal arbitration. Little League has the authority to seek injunctive relief to remedy such situations if misuse actions continue to become a state of punitive and/or detrimental consequences.



MLB™ LITTLE LEAGUE® CLASSIC

Little League International is excited to welcome the Philadelphia Phillies and the New York Mets to the Little League Baseball World Series on August 19, 2018. The Phillies and Mets will be part of the 2018 MLB Little League Classic that will take place at BB&T Park at Historic Bowman Field in Williamsport later that night.

CREDENTIALS

Members of the media who are credentialed for the Little League Baseball World Series **are not** automatically qualified for credentials for the MLB Little League Classic at Bowman Field. Any member of the media looking for credentialed access must submit separate credential requests for each respective event. Deadline for the MLB LL Classic is August 10.

MEDIA INFORMATION

Specific information regarding the MLB Little League Classic and media involvement at the Little League International Complex will be provided to the media closer to the event. Information regarding the event at Bowman Field should be directed to Steven Arocho, Major League Baseball Director of Baseball Communications and Youth Engagement, via email at steven.arochomlb.com.

THE INTERNATIONAL TOURNAMENT

Each Little League® season concludes with International Tournament play for Little Leaguers® in seven divisions. The tournament trail begins in early June and leads to seven World Series tournaments in July and August.

The oldest, and best-known, championship tournament is the Little League Baseball® World Series. The other six World Series tournaments are held at sites across the United States prior to the Little League Baseball World Series. It is the culmination of many weeks of local league play and provides participants with the opportunity to travel, make new friends, and engage in friendly competition.

TOURNAMENT STRUCTURE

Double-elimination is played at most levels of the Little League International Tournament, which includes a full tournament structure in seven divisions of baseball and softball.

The tournament is under the direction and authority of the Little League International Tournament Committee in Williamsport, Pa. Members of the Tournament Committee are: **Chairman Patrick W. Wilson** (International Tournament Director, Senior Vice President of Operations and Program Development), **Stephen D. Keener** (President and Chief Executive Officer), **Nick Caringi** (Senior Assistant Tournament Director, Senior Director of Operations and Education), **Demiko Ervin** (Director of the Urban Initiative); **Jamie Joy** (Manager of Operations), **Daniel Kirby** (Vice President of Risk Management), **Sam Ranck** (Assistant Tournament Director and Director of the Challenger Division/League Development Manager); **Brent Stahnecker** (Assistant Director of Risk Management and Insurance Operations), **Sara Thompson** (Director of Softball Development), and **Daniel Velt** (Senior Tournament Director, Senior Director of Regional Operations and League Development).

More than 6,500 teams, approximately 6,000 teams in the U.S., begin the tournaments in the Little League Baseball division. About 6,000 are eliminated in the first three weeks of play. About 45,000 games are played in seven divisions leading up to the various World Series tournaments. More than 16,000 of those games are played in the Little League Baseball division, the equivalent of more than six Major League Baseball seasons.

District: This is the first level of play. Most district tournaments begin around the first week of July, lasting from one to three weeks. Some large districts, or those made up of widely dispersed teams, play in area tournaments before advancing to a district final or semifinal. Some district tournaments are played in a modified Olympic Pool Play format.

State, Province, or Country: This is the next major level of play. However, in some states, provinces, or countries where there are many leagues, a sub-tournament is played, usually referred to as Sectionals. State, provincial, or national tournaments are generally played around the last week of July or the first week of August. Most of these tournaments are played in a standard double-elimination format.

Region: This is the third level. However, there may be one or two pre-regional tournaments (Section or Division Tournaments) played in some areas before advancing to the regional level. Regional tournaments are usually played in the first or second week of August. Most are double-elimination, but a few use the modified Olympic Pool Play Format.

World Series: This is the final level of tournament play. There are seven World Series tournaments played in the Little League program: Little League Baseball, Little League Intermediate (50/70) Baseball, Junior League Baseball, Senior League Baseball, Little League Softball®, Junior League Softball, and Senior League Softball.

2018 DIVISIONAL WORLD SERIES DATES AND SITES

Little League® Intermediate (50/70) Baseball

11- to 13-year-olds

July 29 to Aug. 5 – Livermore, Calif.;

Max Baer Park – Sixth season in Livermore; Sixth overall

Tournament Director: Dave Wetmore;

dswetmore1@yahoo.com

Website: IntermediateWorldSeries.org

Junior League Softball

12- to 14-year-olds

July 29 to Aug. 4 – Kirkland, Wash.;

Everest Park – 20th season in Kirkland; 20th overall

Tournament Director: John Chadwick;

chad98006@comcast.net

Website: LittleLeagueJSWS.org

Senior League Softball

13- to 16-year-olds

July 30 to Aug. 5 – Lower Sussex, Del.;

Lower Sussex LL Complex – 18th season in Lower Sussex; 43rd overall

Tournament Director: Martin Donovan;

martindonovan@aol.com

Website: SeniorSoftballWS.org

Senior League Baseball

13- to 16-year-olds

July 28 to Aug. 4 – Easley, S.C.

J.B. "Red" Owens Sports Complex – Second season in Easley; 58th overall

Tournament Director: Kimber Nelson;

slbws.easley@gmail.com

Website(s): SLBWS.org

Little League Softball®

10- to 12-year-olds

Aug. 8 to Aug. 15 – Portland, Ore.;

Alpenrose Stadium – 25th season in

Portland; 45th overall

Tournament Director: Bob Hudlow; rpnahud@comcast.net

Website: LLSWS.org

Junior League Baseball

12- to 14-year-olds

Aug. 12 to Aug. 19 – Taylor, Mich.;

Heritage Park – 38th season in Taylor;

38th season overall

Tournament Director: Greg Bzura; bgregbz@att.net

Website: cityoftaylor.com/worldseries

2018 LITTLE LEAGUE BASEBALL® WORLD SERIES

The Little League® International Tournament is the premier youth baseball and softball competition in the world. Tournament play is regarded as an important supplemental phase of the Little League program. There is no obligation on the part of any league to enter the tournament, but a majority participate annually.

Little League Baseball® Tournament teams are made up of players selected from among the Major Division teams in local leagues. The maximum number for a roster is 14 Little League age (10- to 12-year-old) players. League age is the age attained by a player as of April 30 of the year in question for children born between May 1, 2004 and April 30, 2006; and as of August 31 for children born between May 1, 2006 and August 31, 2007. Managers and coaches are also selected from the membership of local leagues.

There are eight regions represented in the United States and eight International regions. Tournament play is conducted through the various levels to ultimately determine regional champions. Each regional champion is invited to participate in the World Series in South Williamsport, Pa.

Thanks, in part, to the support of Little League's official sponsors, there is no fee of any kind for any team in the Little League Baseball World Series. Little League International pays all of the expenses for all teams, including travel. While at the Series, the teams are housed in dormitories on the complex, and food is provided – all at no charge. All teams are provided with identical accommodations.

Additionally, every local Little League program in the United States with a team that travels 150 miles or more per one round trip to a section, state and region level tournament receives a reimbursement from Little League Baseball of \$1 per mile for one round trip to each tournament site, to help offset travel expenses. Teams advancing to the regional level in the U.S. receive an additional \$200.

Little League is able to pay this because every league in the United States pays a one-time entry fee of \$200 for each team entered in the International Tournament. This fund is restricted only to offsetting tournament expenses. The Little League International Tournament Travel Fund provided nearly \$4 million in support to local Little League team's participating in 2017 tournaments. This fund is also used to transport the Little League Baseball World Series teams to and from South Williamsport, Pa., and other baseball and softball World Series sites.

Additionally, volunteer tournament organizers at each of the regional levels worldwide are provided \$5,000 to help offset expenses. Little League International also provides \$10,000 in additional support to each of the six World Series Tournaments held outside of Williamsport.

To qualify for the Little League Baseball World Series, a team comprised of 10-, 11- and 12-year-olds in a Little League program must advance through the world's largest elimination tournament. At the World Series in South Williamsport, the average game attendance is normally well over 20,000, with crowds of 30,000 or more for the championship game. A record 469,964 fans attended the 32 games at the 2015 Little League Baseball World Series, breaking the previous record of 414,905 fans that attended the 31 games at the 2011 World Series. Millions more see the games on the ESPN Family of Networks and ABC.

There is never any admission charge to attend a Little League Baseball World Series. There is limited General Public seating in Lamade Stadium, which seats approximately 3,300 and Volunteer Stadium, which holds about 3,000. Seating is always available on the famous "hill" overlooking the outfield fence of Lamade Stadium, where no ticket is required. The "hill" just beyond the outfield fence of Lamade stadium offers excellent viewing and can accommodate up to 30,000 more fans.

General Public seating for Aug. 16-23 is available on a first-come, first-served basis on the day of the game(s). General Public tickets/passes, if utilized, are not available in advance, and are available at the Will Call window on a first-come, first-served basis.

For Championship Weekend, Aug. 25-26, General Public tickets, if available, will be distributed prior to the respective games at the Will Call Window on a first-come, first-served basis and each individual in line may obtain only one ticket.

The Little League Baseball World Series is also a fun and affordable opportunity for an all-day family outing. A family of four can attend the Little League Baseball World Series (with no charge for parking or admission), purchase a souvenir program, and each person in the family can have a hot dog, french fries, and a large soda all for about \$30.

The highest estimated attendance for a Little League Baseball World Series game was also set in 2015. The single-game record was eclipsed at the U.S. Championship Game between Red Land LL (Mid-Atlantic Region) and Pearland East LL (Southwest Region) with approximately 45,716 people in attendance. The World Series Championship Game attendance record was set in 2001, when National Little League from Apopka, Fla., played Kitasuna Little League from Tokyo, Japan, in the championship game before 44,800 people. **NOTE:** These attendance numbers are estimations. Exact figures are not available since tickets are not required for most fans and there are no turnstiles.

LITTLE LEAGUE BASEBALL® WORLD SERIES UMPIRING CREW

Appointment as a member of the umpiring crew for a World Series is the highest honor that Little League® can bestow on a volunteer umpire. The selection process to become a Little League Baseball® World Series umpire is lengthy and rigorous. The process begins with a recommendation from the District Administrator, within their district, to umpire in a Little League Regional Tournament. Little League's nine regional offices then consider all nominated umpires before selecting those who most closely meet the selection criteria. The umpires volunteering at each Regional Tournament are then evaluated and can receive one of two recommendations: Recommend working another Regional Tournament or Recommend a World Series assignment.

Once an umpire has earned a World Series recommendation, the umpire must indicate that they wish to be considered further and are then screened annually by Little League International and Regional staffs for selection to umpire in a Little League World Series tournament. Here are the 16 dedicated volunteers who have been chosen to work the 2018 Little League Baseball World Series.

Colin Campbell

Albuquerque, N.M.

League: Paradise Hills LL/District 8

Years Umpiring: 13

Occupation: Architect

Michael Debelak

Torrance, Calif.

League: California District 27

Years Umpiring: 23

Occupation: Transportation/Logistics Industry

Jorge Martinez Q.

Barranquilla, Atlantico, Colombia

League: Colombia District 1

Years Umpiring: 18

Occupation: Sports Training Technologist

Ryan Gibson

Brownstown, Mich.

League: Michigan District 5

Years Umpiring: 25

Occupation: U.S. Customs and Border Protection Officer

Danny Gill

Lake Wales, Fla.

League: Lake Wales LL/District 4

Years Umpiring: 21

Occupation: Funeral Director/Funeral Home Co-owner

Tim Hughes

Wurtsboro, N.Y.

League: Mamakating LL/District 19

Years Umpiring: 22

Occupation: Correction Officer

Wayne Kurtz

Coaldale, Alberta, Canada

League: Little League Alberta/District 1

Years Umpiring: 15

Occupation: Grain Marketing Manager

Troy Lare

Hermon, Maine

League: Maine District 3

Years Umpiring: 38

Occupation: Fire Captain

Edward Moran

Camden, Del.

League: Camden-Wyoming LL/District 1

Years Umpiring: 19

Occupation: Project Manager for the State of Delaware

Gary Panozzo

San Antonio, Texas

League: McAllister Park LL/District 19

Years Umpiring: 10

Occupation: Civil Engineer

Jeff Pruitt

East Bethel, Minn.

League: Cardinal Central LL/District 1

Years Umpiring: 22

Occupation: Delivery Supervisor

Shawn Simpson

Simi Valley, Calif.

League: Woodland Hills LL/Districts 39 and 40

Years Umpiring: 27

Occupation: Web Developer

John Sivley

Bowling Green, Ky.

League: Bowling Green Eastern LL/District 1

Years Umpiring: 22

Occupation: Psychotherapist

Mark Smith

Springfield, Va.

League: Virginia District 9

Years Umpiring: 21

Occupation: Naval Architect

Tomoyuki Tada

Saitam, Japan

League: Nagoya Nishi LL/District 1

Years Umpiring: 22

Occupation: Sr. Staff, Government Foreign Aid Agency

Kyle Wier

Beaumont, Texas

League: Amelia LL/District 12

Years Umpiring: 30

Occupation: Electrical Construction Manager

TEAM HOSTS

Every year, the focus of the Little League Baseball® World Series is placed squarely on the players from the 16 teams that come to South Williamsport, and it is up to the 32 team hosts and seven utility hosts to make sure those players have a Little League® experience that lasts a lifetime.

Two team hosts are responsible for ensuring that each team is on time for games and practices, arranging their team's uniform fittings, helping with the coordination of the media activities, and making sure that many other daily tasks go smoothly for the players, coaches, and managers. The seven utility hosts assist in all other day-to-day activities.

The hosts forge a lasting bond with their players, coaches, and managers over the course of the Little League Baseball World Series, and many stay in touch after the World Series is over. The number of years the individuals have volunteered as a team host is in parentheses after their name.

Great Lakes Region

Bill Castle (30)
Scott Metzger (10)

Mid-Atlantic Region

Denny Loner (20)
Lynn Dares (18)

Midwest Region

John Eastlake (20)
Jeff Tompkins (8)

New England Region

Tom Rachael (20)
Van Ransom (14)

Northwest Region

Jim Kriner (16)
Bruce Sechrist (15)

Southeast Region

Dick Reitz (35)
Willy Weber (12)

Southwest Region

Chuck Snyder (30)
Rick Smith (9)

West Region

Gary Whiteman (3)
Terry Parker (1)

Asia-Pacific Region

Mick Cioffi (42)
Denny Logan (16)

Australia Region

Joe Girio (21)
Lee Miller (18)

Canada Region

Gary Weaver (21)
Frank Missigman (14)

Caribbean Region

Marlin Cromley (20)
Stan Helt, Sr. (14)

Europe and Africa Region

Pete Lupacchino (26)
Josh Lupacchino (6)

Japan Region

George Girio (31)
Larry Missigman (27)

Latin America Region

Carol Zysset (18)
Doug Alexander (14)

Mexico Region

Ron Frick (16)
Mike Lundy (10)

Utility Hosts - Ed Weinhoffer (33), Carol Weinhoffer (13), Gary Mayers (10), Chuck DeLuca (4), Mike Miller (4), Greg Likens (1), Cherie Rogers (1), Jamie Foster (1)



REGIONAL INFORMATION

The final step for the 16 teams to earn their way to South Williamsport for the 2018 Little League Baseball® World Series is winning the regional tournament. Below is a breakdown of the states and the region in which they played, along with the location and dates of the 2018 regional tournaments. For the international regionals, the countries listed are those eligible to send a representative to the tournament.

U.S. REGIONS

GREAT LAKES REGION TOURNAMENT:

Westfield, Ind. — Aug. 5-11

Illinois, Indiana, Kentucky, Michigan, Ohio, Wisconsin

MID-ATLANTIC REGION TOURNAMENT:

Bristol, Conn. — Aug. 5-11

Delaware, Maryland, New Jersey, New York, Pennsylvania, Washington D.C.

MIDWEST REGION TOURNAMENT:

Westfield, Ind. — Aug. 5-11

Iowa, Kansas, Minnesota, Missouri, Nebraska, North Dakota, South Dakota

NEW ENGLAND REGION TOURNAMENT:

Bristol, Conn. — Aug. 5-11

Connecticut, Maine, Massachusetts, New Hampshire, Rhode Island, Vermont

NORTHWEST REGION TOURNAMENT:

San Bernardino, Calif. — Aug. 5-11

Alaska, Idaho, Montana, Oregon, Washington, Wyoming

SOUTHEAST REGION TOURNAMENT:

Warner Robins, Ga. — Aug. 3-8

Alabama, Florida, Georgia, North Carolina, South Carolina, Tennessee, Virginia, West Virginia

SOUTHWEST REGION TOURNAMENT:

Waco, Texas — Aug. 2-8

Arkansas, Colorado, Louisiana, Mississippi, New Mexico, Oklahoma, Texas (East and West)

WEST REGION TOURNAMENT:

San Bernardino, Calif. - Aug. 5-11

Arizona, California (Northern and Southern), Hawaii, Nevada, Utah

INTERNATIONAL REGIONS

ASIA-PACIFIC REGION TOURNAMENT

Seoul, South Korea — June 29-July 5

Chinese Taipei, Guam, Hong Kong, India, Indonesia, Jordan, New Zealand, Northern Mariana Islands, Pakistan, People's Republic of China, Philippines, Qatar, Saudi Arabia, Singapore, South Korea, Thailand, United Arab Emirates

AUSTRALIA REGION TOURNAMENT

Brisbane, Australia — June 6-11

CANADA REGION TOURNAMENT

Mirabel, Quebec — Aug. 2-11

CARIBBEAN REGION TOURNAMENT

Sabana Grande, Puerto Rico — July 14-20

Antigua, Aruba, Bahamas, Bonaire, British Virgin Islands, Cayman Islands, Curaçao, Dominican Republic, Jamaica, Puerto Rico, Saint Maarten, U.S. Virgin Islands

EUROPE AND AFRICA REGION TOURNAMENT

Kutno, Poland - July 20-28

Austria, Belarus, Belgium, Bulgaria, Burkina Faso, Cameroon, Croatia, Czech Republic, Denmark, England, France, Georgia, Germany, Ghana, Greece, Hungary, Italy, Lithuania, Malta, Moldova, Netherlands, Nigeria, Norway, Poland, Republic of Serbia, Romania, Russia, Scotland, Slovak Republic, South Africa, Spain, Sweden, Switzerland, Uganda, Ukraine

JAPAN REGION TOURNAMENT

Tokyo, Japan — July 20-22

LATIN AMERICA REGION TOURNAMENT

Panama City, Panama — July 21-28

Argentina, Bolivia, Brazil, Colombia, Costa Rica, Ecuador, El Salvador, Guatemala, Honduras, Nicaragua, Panama, Peru, Venezuela

MEXICO REGION TOURNAMENT

Monterrey, Mexico — July 7-13

WORLD SERIES FORMAT

The format for the 2018 Little League Baseball® World Series is divided into two distinct phases:

Phase One consists of Game No. 1 through Game No. 26, plus two consolation games.

Phase Two consists of four games: Game No. 27 through the World Championship Game.

Once Phase One has been completed, any losses in that phase have no bearing on the second phase. However, pitching records will carry over to the second phase.

The 16 teams are divided into two brackets: eight teams in the International Bracket and eight teams in the U.S. Bracket. Each bracket follows the same two-phase arrangement. Home and visitor designations are determined by a coin toss, unless the game is between an undefeated team and a team with one loss. Then, the undefeated team has the choice of being home or visitor.

PHASE ONE

In Phase One, the two brackets follow a double-elimination tournament structure. For the four teams that lose their first two games, two "crossover" consolation games are scheduled where U.S. teams will play International teams. Both of these games are televised, giving all teams in the Little League Baseball World Series at least three televised games.

In a standard double-elimination tournament, the team coming out of the losers' bracket, which would have one loss, would have to twice defeat the winners' bracket finalist in order to advance. However, under the modified format, Phase One ends with the final game of the losers' bracket.

There is no "if-necessary" game in either bracket. Instead, the winners' bracket finalist and the losers' bracket finalist are the two teams in each bracket (for a total of four teams) that move on to Phase Two.

PHASE TWO

This phase (Game No. 27 through the World Championship Game) features a simple four-team, single-elimination format. Games won or lost in Phase One have no bearing on Phase Two.

In Phase Two, the two remaining teams in the International Bracket play a single game for the International Championship, and the two remaining teams in the U.S. Bracket play a single game for the U.S. Championship.

The two losing teams in the International and U.S. Championship games will play in a Consolation Game.

The winners of the International and U.S. Championship games play a single game for the Little League Baseball World Championship.

2018 LITTLE LEAGUE CHALLENGER DIVISION® EXHIBITION GAME - SATURDAY, AUGUST 25

The 2018 Little League Challenger Division® Exhibition Game will take place on Saturday, August 25, at 10:30 a.m., and showcase the opportunities that the Little League Challenger Division provides to more than 30,000 children with physical and intellectual challenges in more than 900 leagues worldwide.

This year, Hazleton (Pa.) Little League and Highland Baseball Club (Evansville, Ind.) Little League have officially been announced as the participating teams. For more information on Hazleton Little League and Highland Baseball Club Little League, visit LittleLeague.org/Challenger.

The Little League Challenger Division® Exhibition Game has been a part of the Little League Baseball World Series schedule since 2001. Little League International supports the participating leagues with a \$15,000 grant to help offset the costs for the teams to participate in the Exhibition Game.



LITTLE LEAGUE® FAST FACTS

- Founded in 1939 by Carl E. Stotz.
- Headquartered in South Williamsport, Pa. on the 72-acre Little League® International Complex, with five regional offices in the United States and four internationally.
- Nearly 2.4 million boys and girls (ages 4 to 16) in all 50 U.S. states and more than 80 countries play Little League.
- Former Little League President and CEO and Little League International Board of Directors Member, Dr. Creighton J. Hale (who passed away in October 2017), helped develop the double-ear flap batter's helmet, catcher's helmet, chest protector with throat guard and the non-wood baseball bat.
- Little League organizes seven World Series events. The oldest is the Little League Baseball® World Series in Williamsport, Pa., first played in 1947. The newest is the Little League Intermediate (50/70) Baseball Division in Livermore, Calif., first played in 2013.
- The Little League Baseball World Series moved to South Williamsport in 1959 when Lamade Stadium was opened. Prior to that, World Series games were held at "Original Field" on 4th Street in Williamsport, which is still in use today.
- In 1948, U.S. Rubber, became Little League's first national sponsor.
- In 2015, the Little League Baseball World Series Total Attendance record was broken at 469,964 fans.
- The first Little League Baseball World Series night game was Aug. 24, 1992.
- Little League mascot, Dugout, was created by Disney "Imagineers" and debuted at the 1985 Little League World Series.
- Numerous politicians, business leaders, athletes, actors, and musicians can call themselves Little League graduates. They include:
- More than 50 Little League Baseball World Series Graduates have gone on to play Major League Baseball. Boog Powell (1954 LLBWS) is the first to play in the MLB World Series in 1966; Ed Vosberg (1973 LLBWS), Jason Varitek (1984 LLBWS), and Michael Conforto (2004 LLBWS) are the only three to also play in the MLB and College World Series; Yusmeiro Petit (1994 LLBWS) is the first to be on teams that have won both Little League Baseball and MLB World Series (2014 with the San Francisco Giants). In 2015, Lloyd McClendon (1971 LLBWS) and Kevin Cash (1989 LLBWS) became the first two LLBWS graduates to manage against each other in an MLB game, and Todd Frazier (1998 LLBWS) became the first to win the MLB Home Run Derby in 2015.
- The first official Little League commemorative pin was created in 1983 and was in the form of a hot air balloon, a staple attraction of the World Series during that time.
- Mo'ne Davis, who played for Taney (Pa.) Youth Baseball Association Little League, became the first female Little League Baseball World Series participant to win a game as a pitcher in 2014.
- The 2016 Great Lakes Region Championship was the first ever Little League Baseball Regional game to be played at Howard J. Lamade Stadium.
- There are currently 56 members of the Little League Hall of Excellence, including the newest member, Baseball Commissioner Rob Manfred, who was enshrined at the Little League International Congress in January 2018.
- There are currently 25 confirmed members of the National Baseball Hall of Fame who have played Little League.

Kareem Abdul-Jabbar*
 Jason Aldean
 Vice President Joe Biden*
 Chadwick Boseman
 Tom Brady
 President George W. Bush*
 Steve Carell
 Kevin Costner*
 Bryan Cranston
 Austin Dillon
 Robert Downey, Jr.
 Dylan Dreyer
 Chris Drury*
Little League Board Member

Zach Ertz
 Jimmy Fallon
 Will Ferrell
 Todd Frazier
 Becky Hammon
 Tony Hawk
 John Holland
 Derek Jeter
 Aaron Judge
 Megyn Kelly
 John Krasinski
 Kevin Love
 Dustin Lynch
 Rob Manfred

Stephane Matteau
 Tracy McGrady
 Seth Meyers
 Mike Mussina*
Little League Board Member
 Cat Osterman
 Vice President Dan Quayle*
 Aaron Rodgers
 Nolan Ryan*
 Craig Sager
 Adam Sandler
 Mike Schmidt*
 John Shuster
 Adam Silver

Bruce Springsteen*
 Giancarlo Stanton
 Brad Stevens
 Julia Stiles
 George Strait
 Klay Thompson
 Pat Tillman
 Karl Anthony Towns
 Dick Vitale*
 Michelle Wie
 George Will*
 Russell Wilson
 Jay Wright
 Carl Yastrzemski

(* denotes a Hall of Excellence member)

[Comprehensive list available at LittleLeague.org/who-we-are/alumni]

LITTLE LEAGUE® BY THE RULES

Most of the rules that govern play in Little League Baseball® are the same as those used at other levels of play. But, there are a few rules that you will find only in Little League Baseball. What follows is a short explanation of some of the more prominent rules that are specific to Little League Baseball.

PITCH COUNT

Pitchers removed from the mound may not return as pitchers. The manager must remove the pitcher when said pitcher reaches the limit for his/her age group (see below), but the pitcher may remain in the game at another position.

League Age 10: 75 pitches per day

League Age 11-12: 85 pitches per day

Exception: If a pitcher reaches the limit imposed above for his/her league age while facing a batter, the pitcher may continue to pitch until any one of the following conditions occurs: 1. That batter reaches base; 2. That batter is put out; 3. The third out is made to complete the half-inning. Note: A pitcher who delivers 41 or more pitches in a game cannot play the position of catcher for the remainder of that day. A player who catches in four or more innings in a game is not eligible to pitch on that calendar day.

Pitchers league age 10-12 must adhere to the following rest requirements:

- **66 or more pitches in a day:** four (4) calendar days of rest
- **51-65 pitches in a day:** three (3) calendar days of rest
- **36-50 pitches in a day:** two (2) calendar days of rest
- **21-35 pitches in a day:** one (1) calendar day of rest
- **1-20 pitches in a day:** zero (0) calendar days of rest

NOTE: Pitchers may complete a batter at each threshold above, including the maximum pitch count.

NOTE: Under no circumstances shall a player pitch in three (3) consecutive days.

MANDATORY PLAY

If a tournament team has thirteen (13) or more eligible players in uniform at a game, then every player on a team roster shall bat at least one (1) time. If a tournament team has twelve (12) or fewer eligible players in uniform for a game, then every player on a team roster shall participate in each game for a minimum of six (6) consecutive defensive outs and bat at least one (1) time. There is no exception to this rule unless the game is shortened for any reason.

If a tournament team has thirteen (13) or more eligible players in uniform at a game, then every player on a team roster shall participate in each game for a minimum of one (1) at bat. If a tournament team has twelve (12) or fewer eligible players in uniform at a game, then every player on a team roster shall participate in each game for a minimum of six (6) consecutive defensive outs and bat at least one (1) time.

For the purpose of this rule, "six consecutive defensive outs" is defined as: a player enters the field in one of the nine defensive positions when his/her team is on defense and occupies such position while six consecutive outs are made; "bat at least one time" is defined as: a player

enters the batter's box with no count and completes that time at bat by being put out or reaching base safely.

Prior to the start of play in the top of the fourth inning, the umpire-in-chief or other individual designated by the game Tournament Director in consultation with the official scorekeeper, shall advise both team managers of their obligation to insert all players who have not completed their mandatory play requirement into the line-up as outlined in the official rule. A manager's failure/refusal to insert players into the line-up as outlined in the official rule shall result in immediate ejection of the manager and removal for the remainder of the International Tournament.

SUBSTITUTIONS/RE-ENTRY

Any player who has been removed for a substitute may re-enter the game in the SAME position in the batting order.

A substitute entering the game for the first time may not be removed prior to completion of his/her mandatory play requirement.

SPECIAL PINCH-RUNNER

Twice a game, but not more than one time per inning, a team may utilize a player who is not in the batting order as a special pinch-runner for any offensive player. A player may only be removed for a special pinch-runner one time during a game. The player for whom the pinch-runner runs is not subject to removal from the lineup. If the pinch-runner remains in the game as a substitute defensive or offensive player, the player may not be used again as a pinch-runner while in the batting order. However, if removed for another substitute, that player or any player not in the line-up, is again eligible to be used as a pinch-runner.

STEALING

When a pitcher is in contact with the pitcher's plate and in possession of the ball and the catcher is in the catcher's box ready for delivery of the ball, base runners shall not leave their bases until the ball has been delivered and has reached the batter.

FOOT IN THE BATTER'S BOX

Since 2017, Little League requires batters to keep one foot in the batter's box throughout their at-bat, barring eight exceptions provided in the rule book. If the batter leaves the batter's box or delays play and none of the exceptions apply, the umpire shall warn the batter. After one warning on a batter, the umpire shall call a strike. Any number of strikes can be called on each batter. Individual warnings do not carry over from previous at-bats.

INTENTIONAL WALKS

Since 2017, defensive teams are now be able to elect to intentionally walk a batter by announcing the decision to the plate umpire. After appropriate notification is made by the defensive manager, the ball is ruled dead and no other runners may advance unless forced by the batter's award of first base. Once the award is granted, four pitches will be added to the defensive pitcher's official pitch count.

Visit LittleLeague.org/Rules for more.

OFFICIAL SPONSORS OF LITTLE LEAGUE®

For more than 70 years, Little League® has partnered with major corporations on a national level to help keep the costs for our local Little Leagues to a minimum and to provide unparalleled benefits and resources to those member leagues.

Sponsors help leagues operate smoothly, provide training resources for coaches, offset expenses for educational initiatives, offer grant programs for leagues in need, assist in supporting tournament costs, and provide opportunities and knowledge in fundraising, operations, nutrition, and safety. In short, sponsors help leagues offer the best programs possible, so players and volunteers can have a fun and rewarding Little League experience.

Today, a select group of companies have earned the right to call themselves "Official Sponsors" of Little League. These companies have displayed a commitment to the children of Little League and to the ideals Little League hopes to instill in children around the world.

These companies are permitted the use of Little League's official trademarks and intellectual property including, the Little League World Series logos. Each year, the Family Fun Zone provides visitors to the Little League Baseball® World Series engaging and family-friendly interaction with our national sponsors.

For additional information on Official Sponsor activities or for media contacts, please visit the following websites:

all Laundry Detergent/Snuggle

All-Laundry.com

Baseball Factory

BaseballFactory.com/LittleLeague

Canon

Faces.LittleLeague.org

Chick-fil-A

Chick-fil-A.com

Cigna

Cigna.com

DICK'S Sporting Goods

DicksSportingGoods.com

Easton Sports

Easton.com

Gatorade

Gatorade.com

Honda

HomeTeam.Honda.com

Lance Snack Crackers

Lance.com

Musco Sports Lighting

Musco.com

New Era Cap

NewEraCap.com

Russell Athletic

RussellAthletic.com

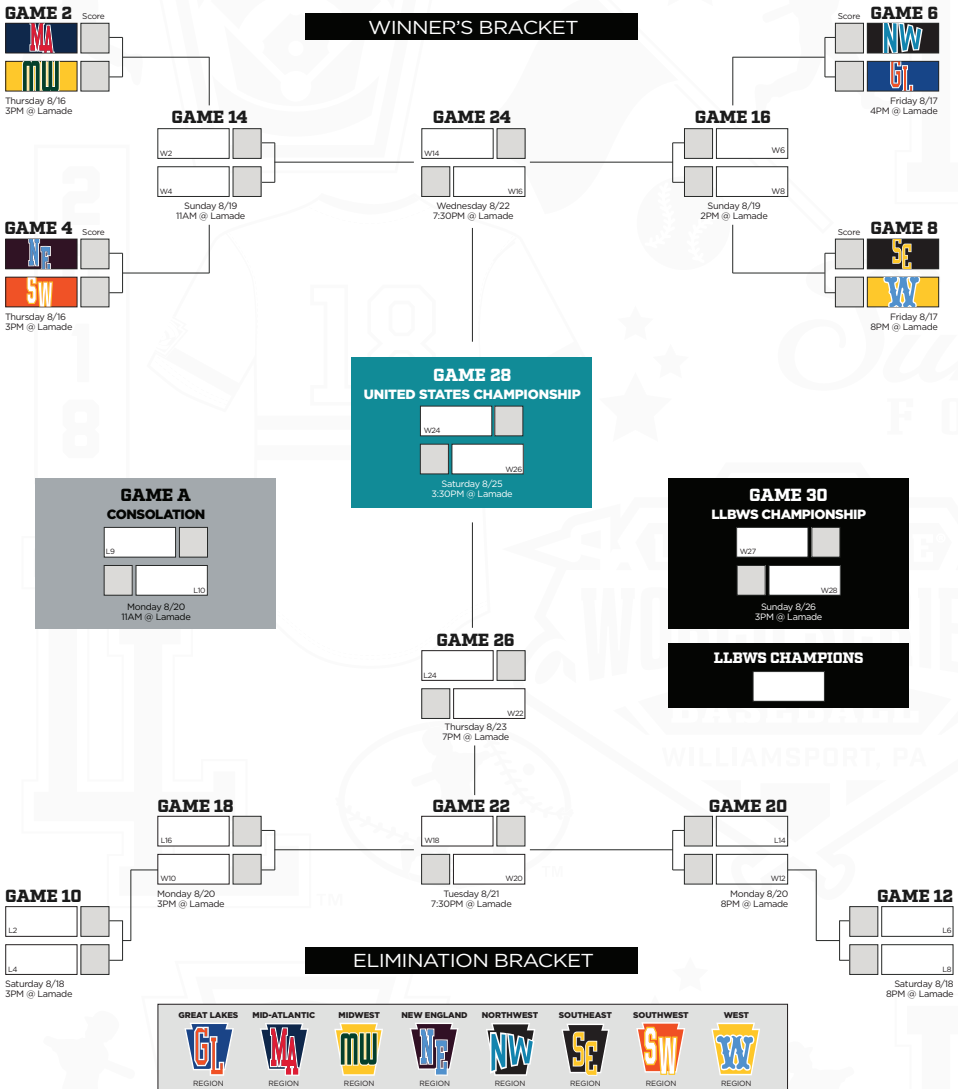
Visionworks

Visionworks.com/LittleLeague



2018 LITTLE LEAGUE BASEBALL® WORLD SERIES

UNITED STATES BRACKET

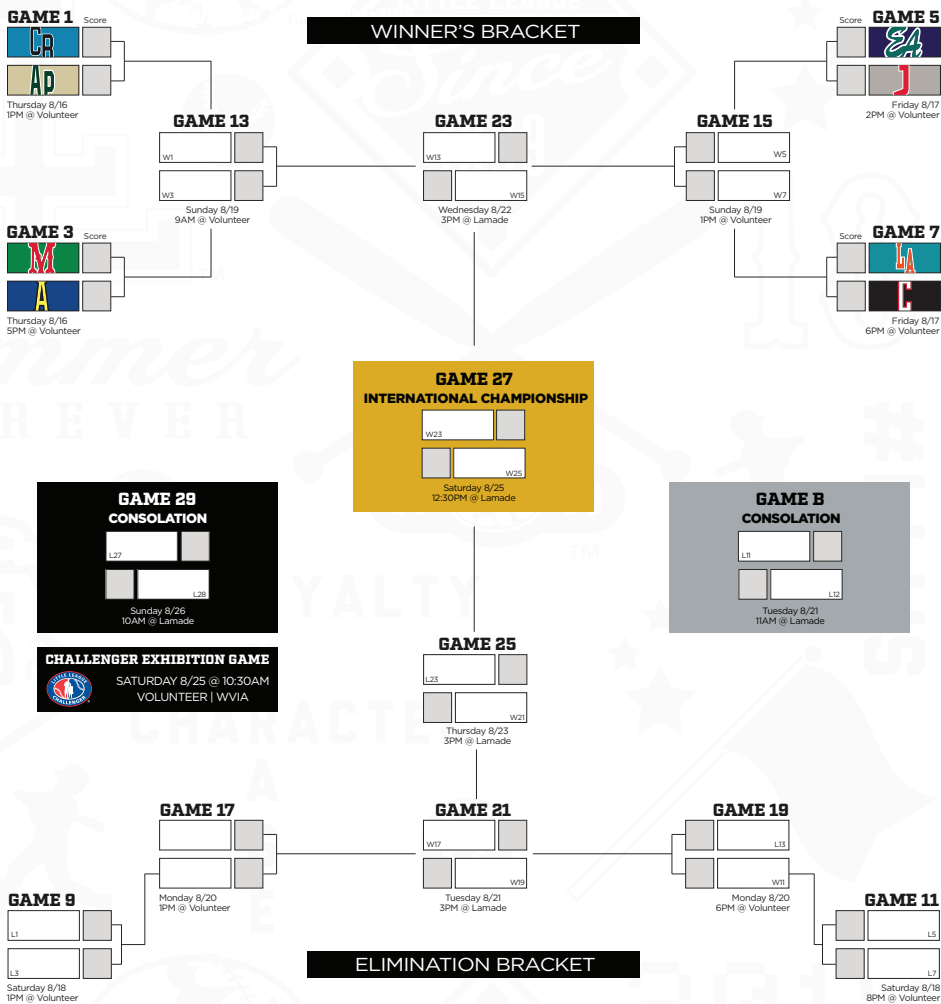


*** All Little League Baseball® World Series games will be televised on ESPN, ESPN2, or ABC.

AUGUST 16-26 | WILLIAMSPORT, PA



INTERNATIONAL BRACKET



All games held at Howard J. Lamade Stadium, or Little League® Volunteer Stadium. Schedule subject to change. ***



STORY IDEAS

Little League® and MLB Excited for Second MLB Little League Classic

Little League® International and Major League Baseball are excited to welcome the New York Mets and the Philadelphia Phillies to Williamsport, Pa., on August 19, 2018 as part of the MLB Little League Classic. Both teams will start the day with a visit to the Little League Baseball World Series where they will interact with the players, fans, and families, before heading over to BB&T Park at Historic Bowman Field in Williamsport to participate in the second MLB Little League Classic game, airing nationally that evening on ESPN's "Sunday Night Baseball" and ESPN Radio at 7:00 p.m. This special event spotlights Little League International's partnership with Major League Baseball (MLB) to continue fostering and encouraging participation in youth-centered baseball and softball activities.

As part of the festivities surrounding the MLB Little League Classic, the players and families of the 16 teams competing in the Little League Baseball World Series will be in attendance at the MLB Little League Classic at Bowman Field and participate in the night's festivities.

The MLB Little League Classic is the latest in a series of new MLB initiatives that Little League International is supporting to grow the games of baseball and softball, on both the grassroots and developmental levels. Little League International is proud to support MLB's PLAY BALL initiative, which is the sport's collective effort to encourage young people and communities to participate in baseball- or softball-related activities, including formal leagues, events, and casual forms of play.

Little League also is a leader in arm safety, promoting pitch counts for youth baseball pitchers beginning in 2007, and was the first youth baseball program to achieve full compliance in MLB's Pitch Smart program, encouraging arm safety for all baseball participants. And, Little League, ESPN, and MLB will continue its efforts to celebrate Little League in communities throughout the United States, profiling local Little League programs during ESPN's *Baseball Tonight: Sunday Night Countdown* and *Sunday Night Baseball* throughout the summer.

Donation From MLB Helps Support Local Little Leagues in Puerto Rico

When Hurricanes Irma and Maria roared through the Caribbean in the fall of 2017, within just weeks of each other, they left in their wake unimaginable devastation and a long road of recovery for communities throughout the region. As the islands work to restore their way of life, the games of baseball and softball can help provide a sense of normalcy for families. To support Little Leagues® in Puerto Rico impacted by the hurricanes, and

to help them to play the game they love, Major League Baseball recently donated \$75,000 to Little League® International to provide new equipment to young baseball and softball players in need throughout the island.

Little League International will continue to support leagues in need through its Grow the Game and Disaster Relief Grant Programs. This donation provided equipment and apparel for 150 local Little League programs in Puerto Rico, supporting more than 2,000 players. The new gear was distributed throughout the island in the days leading up to the MLB Puerto Rico Series. To recognize the donation, four local Little League players joined Twins left fielder Eddie Rosario and Indians shortstop Francisco Lindor and pitcher Corey Kluber for an on-field ceremony on Wednesday, April 18 at Hiram Bithorn Stadium prior to the game between the two teams.

Little League Assists with Disaster Relief Efforts for Devastated Communities

According to the National Oceanographic and Atmospheric Association (NOAA), 2017 was the costliest year ever for weather and climate disasters in the United States. Between Hurricanes Irma and Maria, as well as wildfires raging throughout California, local Little League programs around the United States were devastated this year as their homes, fields, and communities felt the brunt of natural disaster.

As the calendar turned to 2018, the longing for the return to the ball field has provided a glimmer of hope in the communities that are struggling to come back to life. And at Little League fields around the world, families realized that time back at the field can provide the relief needed to recover. That path to normalcy is one that many communities are struggling with, but that local volunteers, businesses, neighbors, and other supporters are coming together to get Little League seasons, and communities, back on their feet. As disheartening as the stories of disaster have been, the stories of support are inspiring.

Major League Baseball and the clubs have been actively working to help out Little League communities. Stories of MLB clubs supporting the players plagued by the fires, with continued support of equipment and supplies, continue as leagues begin playing. The Houston Astros are actively working with the leagues still recovering from the historic flooding, as is DICK'S Sporting Goods, Visionworks, and other Little League partners. Little League International is also working with Pitch In For Baseball and the newly formed Pitch In For Softball in identifying Little Leaguers in communities who are in need of baseball and softball equipment.

Through Little League International's Grow the Game program's disaster relief grants, all leagues,

including those hit by the natural disasters in late 2017, are able to get financial support to aid in their recovery, as well. And Little League International has been working with local volunteers to identify those needs and work with its partners and through the grant process to provide those much-needed funds, supplies, and equipment to make the future seasons as successful, and fun, as possible.

Little League seasons looked a lot different in many communities this year. There might not have been as many games under the lights, and fields that used to be well-maintained were a little bit more ragged. But what didn't change were the children playing, the smiles on their faces and on their families cheering them on.

A more detailed story can be found in the 2018 Little League Baseball World Series program.

Little League Softball® World Series Celebrates Anniversary Year

This August, Little League Softball® celebrates its 25th year of World Series championships at Alpenrose Stadium in Portland, Ore. Since 1891 when family patriarch Florian Cadonau first began delivering milk from his dairy farm just southwest of downtown Portland, Ore., the Alpenrose Dairy Farm has grown into a community institution. In 1994, decades after Mr. Cadonau added baseball fields to the Alpenrose Dairy Farm, the Little League Softball World Series called Alpenrose home for the first time. Today, of Little League's seven World Series tournaments, only the Little League Baseball World Series in Williamsport; and the Junior League Baseball World Series in Taylor, Mich., have longer tenures at their respective locations.

A more detailed story can be found in the 2018 Little League Baseball World Series program.

LLBWS Offers Affordable Family Fun to Fans from Around the World

With no cost of admission to attend, the Little League Baseball World Series is a fun and affordable experience for an all-day family outing. A family of four can attend the Little League Baseball World Series (with no charge for parking or admission), purchase a souvenir program, and each person in the family can have a hot dog, french fries, and a large soda all for about \$30. There are plenty of healthy options for families to choose from as well.

Along with the exciting baseball games held throughout the 10-day tournament each August, there are plenty of other opportunities for fans to enjoy their stay at the Little League Baseball World Series such as fun and entertaining opportunities within the Family Fun Zone, new and exciting merchandise available in one of the three Little League stores, a chance to participate in a long-storied tradition of Little League pin trading,

an interactive experience at the World of Little League® Museum, and more.

Newly Designed Website Sparks Digital Evolution For Little League International

In January 2018, Little League International officially announced the launch of its newly designed LittleLeague.org which offers users a one-stop resource to access information and tools in an improved layout designed for all devices. The site also includes more robust search capabilities, consistent design elements, and a streamlined user experience.

With the launch of the new website, Little League is further enhanced its online presence by incorporating the sites of its Regional headquarters, revamping the Little League Baseball World Series site, enhancing Divisional World Series sites, relaunching Little League University, and integrating an enhanced videos archive and official store. Little League International will continue to develop and enhance its online presence through the newly designed LittleLeague.org in order to provide users with the best possible web experience.

The Inspirational Glove From Nigeria

During the 2018 Little League Baseball World Series Luncheon on June 14, Stephen D. Keener, Little League President and CEO, held up a glove made of cardboard, paper, glue, black thread, and copper wire. That glove, made and used by 9-year-old Little Leaguer® Philip Adeeri Fagbenro of the Ekiti Kete Little League in Ado-Ekiti, Nigeria, was first seen on Facebook by Lance Van Auken, Little League Vice President and Executive Director of the *World of Little League Museum* and Official Store, who was able to reach out to the league's coach, Aina Sunday Oluwafemi, to send the glove to Williamsport to be put on display in the museum.

On Monday, June 11, the glove arrived in Williamsport along with an attached photo from the mid-1980s of Philadelphia Phillies outfielder/first baseman, Von Hayes, to signify the endorsements that many baseball gloves often have.

Knowing that the majority of kids in the league do not have gloves, or catcher's equipment, Little League International made the decision to send the league a variety of baseball equipment and school supplies as a thank you to Philip and Aina for all their dedication and support of the Little League program. As for Philip, his glove will now be sealed in Little League history on display at the World of Little League Museum and Little League International will be making sure he gets a brand new glove to use in return.

A more detailed story can be found in the 2018 Little League Baseball World Series program.

LITTLE LEAGUE BASEBALL® WORLD SERIES RECORDS

(Missing information from the following years: 1955-58, 1960-62, 1964-69)

INDIVIDUAL BATTING (GAME)

At-Bats (7)

- 8/24/92: Juan Ramon Aquino (Latin America-Santo Domingo, Dominican Republic) vs. Canada
8/25/76: Masaru Mizuki (Far East-Tokyo, Japan) vs. Europe
8/25/76: Daisuke Araki (Far East-Tokyo, Japan) vs. Europe
(6) 14 times, most recent:
8/25/12: Jayson Brown (Southeast-Goodlettsville, Tenn.), vs. West; 8/25/12: Brock Myers (Southeast-Goodlettsville, Tenn.), vs. West

Runs (6)

- 8/24/92: Bladimil Fortunato (Latin America-Santo Domingo, Dominican Republic) vs. Canada
(5) Four times, most recent:
8/24/92: Jose Chalas (Latin America-Santo Domingo, Dominican Republic), vs. Canada
(4) 42 times, most recent:
8/18/17: Ye Joon Khym (Asia-Pacific-West Seoul, South Korea) vs. Caribbean

Hits (6)

- 8/24/92: Bladimil Fortunato (Latin America-Santo Domingo, Dominican Republic) vs. Canada
(5) Five times, most recent:
8/24/16: Jude Abbadessa (Mid-Atlantic-Maine-Endwell, N.Y.) vs. Midwest
(4) 55 times, most recent:
8/19/17: Saul Soto (Mexico-Reynosa, Mexico) vs. Europe and Africa

Doubles (3)

- 8/22/10: Irving Indunis (Latin America-Chitre, Panama) vs. MEA
8/24/09: Raul Rojas (Mexico-Reynosa, Mexico) vs. Europe
8/20/06: Landon Clapp (Midwest-Columbia, Mo.) vs. New England
8/27/81: Shih-Way Tsay (Far East-Tai-Chung, Chinese Taipei) vs. Canada
8/28/80: Hsuen-Huei Len (Far East-Hua Lian, Chinese Taipei) vs. Canada

Triples (2)

- 8/24/10: Kevin Blum (Mid-Atlantic-Toms River, N.J.) vs. MEA
8/17/08: Kennon Fontenot (Southwest-Lake Charles, La.) vs. Great Lakes

Home Runs (3)

- 8/26/12: Noriatsu Osaka (Japan-Tokyo, Japan) vs. Southeast
8/25/12: Lorenzo Butler (Southeast-Goodlettsville, Tenn.) vs. West
8/19/03: Cory Bernard (West-Chandler, Ariz.) vs. Midwest
8/21/01: Nikko Echevarria (Transatlantic-Dhahran, Saudi Arabia) vs. Latin America
8/29/98: Tetsuya Furukawa (Far East-Kashima, Japan) vs. East
8/23/95: Chih Hsiang Lin (Far East-Tainan, Chinese Taipei) vs. Canada

RBI (9)

- 8/25/12: Lorenzo Butler (Southeast-Goodlettsville, Tenn.) vs. West
(8) 8/25/99: Jose Casanova (Latin America-Yabucoa, Puerto Rico) vs. Europe
(8) 8/21/96: Chao-Ping Chen (Far East-Kao-Hsiung City, Chinese Taipei) vs. Canada

Total Bases (15)

- 8/26/12: Noriatsu Osaka (Japan-Tokyo, Japan) vs. Southeast
(14) 8/23/95: Chih Hsiang Lin (Far East-Tainan, Chinese Taipei) vs. Canada
(14) 8/24/92: Bladimil Fortunato (Latin America-Santo Domingo, Dominican Republic) vs. Canada

Strikeouts (5)

- 8/21/02: Casey Jordan (Great Lakes-Louisville, Ky.) vs. Southwest

Walks (4)

- 8/26/12: Porter Slate (West-Petaluma, Calif.) vs. Latin America
8/23/10: Chen-Wei Chen (Asia-Pacific-Kaohsiung, Chinese Taipei) vs. Canada
8/21/01: Henry Salas (Pacific-Hagafna, Guam), vs. Canada
Notable: 8/23/98: Todd Frazier (East-Toms River, N.J.) vs. Central
8/24/54: Anthony Brugger (Masontown, Pa.) vs. Needham, Mass.

Stolen Bases (3)

- 8/18/97: Ashton White (West-Mission Viejo, Calif.) vs. South
8/26/52: Brian Smith (Montreal, Quebec) vs. Hackensack, N.J.

Sacrifice Hits (2)

- 8/23/09: Jardel Martina (Caribbean-Willemstad, Curacao) vs. Japan
8/22/07: Jordan Emerman (Canada-White Rock, B.C.) vs. Caribbean
8/19/06: Matthew Hollis (Southeast-Columbus, Ga.) vs. Mid-Atlantic
8/20/02: Ryan Stevenson (Canada-Regina, Saskatchewan) vs. Pacific
8/23/01: Richardo Martis (Caribbean-Willemstad, Curacao) vs. Pacific
8/20/96: Chih-Tsung Chiang (Far East-Kao-Hsiung City, Chinese Taipei) vs. Latin America
8/23/90: Fernando Nava (Latin America-Maracaibo, Venezuela) vs. Canada
8/26/81: Jason Hobbs (West-Escondido, Calif.) vs. Central
8/24/54: Clifford Munson (Colton, Calif.) vs. Hampton, Va.

Hit By Pitch (3)

- 8/17/07: Ryo Kanekubo (Japan-Tokyo, Japan) vs. Caribbean

Extra Base Hits (4)

- 8/23/95: Chih Hsiang Lin (Far East-Tainan, Chinese Taipei)
vs. Canada
- 8/28/80: Sheng-Dean Chen (Far East-Hua Lian, Chinese Taipei)
vs. Canada
- 8/28/80: Hsuen-Huei Len (Far East-Hua Lian, Chinese Taipei)
vs. Canada
- (3) 38 times, most recent:
8/27/17: Keitaro Miyahara (Japan-Tokyo, Japan)
vs. Southwest

INDIVIDUAL BATTING (WORLD SERIES)

At-Bats (24)

- 2016: Carson Rucker (Southeast-Goodlettsville, Tenn.)
2008: Christian Donahue (West-Waipio, Hawaii)

Runs (13)

- 1996: Chin-Hsiung Hsieh (Far East-Kao-Hsiung City, Chinese Taipei)

Hits (14)

- 2012: Bradley Smith (West-Petaluma, Calif.)
2009: Kiko Garcia (West-Chula Vista, Calif.)

Doubles (6)

- 2012: Bradley Smith (West-Petaluma, Calif.)
- (4) Seven times, most recent:
2016: Spencer Newman (Great Lakes-Bowling Green, Ky.)
Notable: 1980: Gary Sheffield (South-Tampa, Fla.)

Triples (3)

- 2010: Kevin Blum (Mid-Atlantic-Toms River, N.J.)
2008: Kennon Fontenot (Southwest-Lake Charles, La.)

Home Runs (7)

- 1996: Chin-Hsiung Hsieh (Far East-Kao-Hsiung City, Chinese Taipei)
- (6) 1995: Chih Hsiang Lin (Far East-Tainan, Chinese Taipei)
- (5) Five times, most recent:
2013: Brandon Montes (Mexico-Tijuana, Baja California.)

RBI (16)

- 1996: Chin-Hsiung Hsieh (Far East-Kao-Hsiung City, Chinese Taipei)
- 1995: Chih Hsiang Lin (Far East-Tainan, Chinese Taipei)

Total Bases (38)

- 1996: Chin-Hsiung Hsieh (Far East-Kao-Hsiung City, Chinese Taipei)

Strikeouts (16)

- 2002: Casey Jordan (Great Lakes-Louisville, Ky.)

Walks (8)

- 2004: Joey Scheurich (Southwest-Richmond, Texas)
- Notable:** 1998: Todd Frazier (East-Toms River, N.J.)
1979: Matt Allison (West-Campbell, Calif.)
1947: Donald Stover (Williamsport, Pa.)

Stolen Bases (4)

- 1997: Ashton White (West-Mission Viejo, Calif.)

Sacrifice Hits (4)

- 2006: Matthew Hollis (Southeast-Columbus, Ga.)

Slugging Percentage (4.000)

- 1971: **Notable:** Lloyd McClendon (North-Gary, Ind.)
(2.300) 1974: Wen-Hsiung Lin (Far East-Taipei, Chinese Taipei),
(2.286) 2014: Sam Slaughter (Southeast-Nashville, Tenn.)

On-Base Percentage (1.000)

- 2016: Taira Ogawa (Japan-Tokyo, Japan)
2014: Javier Pelkonen (Australia-Perth, Australia),
2009: Sean McGrath (New England-Peabody, Mass.),
1971: **Notable:** Lloyd McClendon (North-Gary, Ind.)

Batting Average (1.000)

- 2014: Javier Pelkonen (Australia-Perth, Australia),
2009: Sean McGrath (New England-Peabody, Mass.),
1971: **Notable:** Lloyd McClendon (North-Gary, Ind.)

Hit By Pitch (5)

- 2010: Noah Shackles (West-Waipahu, Hawaii)
- (4) Three times, most recent:
2015: Armando Verdugo (Mexico-Mexicali, Baja California)

OPS (5.000)

- 1971: **Notable:** Lloyd McClendon (North-Gary, Ind.)
(3.118) 1974: Wen-Hsiung Lin (Far East-Taipei, Chinese Taipei)
(3.000) 2014: Joshua Gabino (Southwest-Pearland, Texas)
(2.986) 2014: Sam Slaughter (Southeast-Nashville, Tennessee)

Extra Base Hits (10)

- 1995: Chih Hsiang Lin (Far East-Tainan, Chinese Taipei)

INDIVIDUAL PITCHING (GAME)

Innings Pitched (10.0)

- 8/23/47: Donald Stover (Williamsport, Pa.) vs. Newberry, Pa.
(9.0) Six times, most recent:
8/21/02: Walker Kelly (Southwest-Fort Worth, Texas),
vs. Great Lakes

Strikeouts (22)

- 8/28/71: Chin-Mu Hsu (Far East-Taipei, Chinese Taipei) vs. North
- (21) 8/21/02: Walker Kelly (Southwest-Fort Worth, Texas)
vs. Great Lakes
- (21) 8/24/50: Gordon Andrews (Pensacola, Fla.)
vs. Kankakee, Ill.

Walks (16)

- 8/22/86: Luis Portillo (Latin America-Maracaibo, Venezuela)
vs. Far East
- (12) 8/21/01: Jesse Sawyer (Canada-Calgary, Alb.)
vs. Pacific

Wild Pitches (9)

- 8/23/94: Jason Snow (Canada-Glace Bay, Nova Scotia)
vs. Europe

Hit By Pitch (4)

- 8/20/16: Dominic Tellis (Southwest-San Antonio, Texas) vs. West

8/25/13: Kazuki Ishida (Japan-Tokyo) vs. West
8/19/13: Leonardo Lizardi (Caribbean-San Lorenzo,
Puerto Rico) vs. Asia-Pacific
8/27/10: Jacob Pate (Southeast-Columbus, Ga.) vs. West
8/19/08: Ramon Loaiza (Latin America-Maracaibo, Venezuela)
vs. Japan
8/20/06: Joe Calabrese (Mid-Atlantic-States Island, N.Y.)
vs. Great Lakes
8/24/04: Devonta DeShields (Mid-Atlantic-Preston, Md.)
vs. Southwest
8/21/04: Cole Sturgeon (Great Lakes-Owensboro, Ky.)
vs. Mid-Atlantic
8/29/92: Ryan Beaver (West-Long Beach, Calif.) vs. Far East

Consecutive Strikeouts (18)

8/23/79: Chao-An Chen (Far East-Pu-Tzu Town, Taiwan),
vs. Europe

INDIVIDUAL PITCHING (WORLD SERIES)

Innings Pitched (22.0)

2002: Aaron Alvey (Great Lakes-Louisville, Ky.)

Strikeouts (44)

2002: Aaron Alvey (Great Lakes-Louisville, Ky.)

Walks (16)

1986: Luis Portillo (Latin America-Maracaibo, Venezuela)

Wins (4)

2006: Kyle Carter (Southeast-Columbus, Ga.)

Wild Pitches (9)

1994: Jason Snow (Canada-Glace Bay, Nova Scotia)

(7) Four times, most recent:

2011: Trey Odom (Southeast-Warner Robins, Ga.)

Saves (2)

2017: Keitaro Miyahara (Japan-Tokyo, Japan)

2015: Daiki Fukuyama (Japan-Tokyo, Japan)

2012: Ramon Ballina (Mexico-Nuevo Laredo, Mexico)

2011: Sean Jones (Northwest-Billings, Mont.)

2011: Tyler McCloskey (Mid-Atlantic-Clinton County, Pa.)

2010: Ichiro Ogasawara (Japan-Tokyo, Japan)

2004: Cody Thompson (West-Thousand Oaks, Calif.)

Appearances (5)

2016: Gael Isaac Cortez (Mexico-San Nicolas, Mexico)

2015: Jaden Henline (Mid-Atlantic-Lewisberry, Pa.)

2013: Kazuki Ishida (Japan-Tokyo)

2013: Alex Reiner (New England-Westport, Conn.)

2011: Braydon Salzman (West-Huntington Beach, Calif.)

2009: Wen Hua Sung (Asia-Pacific-Taoyuan, Chinese Taipei)

2008: Tanner Tokunaga (West-Waipahu, Hawaii)

Starts (4)

2013: Kazuki Ishida (Japan-Tokyo)

2010: Casey Manning (Northwest-Auburn, Wash.)

Complete Games (3)

2006: Kyle Carter (Southeast-Columbus, Ga.)

2002: Frank Flynn (New England-Worcester, Mass.)

2002: Dennis Neuman (Caribbean-Willemstad, Curacao)

Shutouts (2)

2002: Yoshinori Satoh (Asia-Sendai, Japan)

2000: Ross Haggard (South-Bellaire, Texas)

1997: Adrian Luna (Latin America-Guadalupe, Mexico)

Notable: 1993: Sean Burroughs (West-Long Beach, Calif.)

Notable: 1991: Jason Marquis (East-States Island, N.Y.)

1986: Chun-Liang Wu (Far East-Tainan Park, Chinese Taipei)

1973: Chin-Hui Huang (Far East-Taipei, Chinese Taipei)

1972: Chih-Shun Chen (Far East-Taipei, Chinese Taipei)

1970: Steve O'Neill (East-Wayne, N.J.)

1959: Art Deras (North-Hamtramck, Mich.)

Hit By Pitch (6)

2010: Jacob Pate (Southeast-Columbus, Ga.)

(5) 2004: Devonta DeShields (Mid-Atlantic-Preston, Md.)

NOTE: The record for most losses in a World Series by an individual is two.

INDIVIDUAL FIELDING (GAME)

Chances (27)

8/26/04: Alan Camarillo (Mexico-Guadalupe, Mexico)
vs. Latin America

Put Outs (27)

8/26/04: Alan Camarillo (Mexico-Guadalupe, Mexico)
vs. Latin America

Assists (7)

8/29/52: Peter Federici (Norwalk, Conn.)
vs. Monongahela, Pa.

8/20/85: Hwan Cho Kyung (Far East-Seoul, Korea)
vs. Latin America

(6) 11 times, most recent:

8/24/15: Eli Burwash (Great Lakes-Bowling Green, Ky.)
vs. Southeast

Errors (5)

8/23/79: David Maerten (Europe-Aviano, Italy) vs. Far East

(4) 8/25/76: Dennis Harrison (Europe-Kaiserslautern, Germany)
vs. Far East

Passed Balls (10)

8/28/71: Ralph Basemore (North-Gary, Ind.) vs. Far East

INDIVIDUAL FIELDING (WORLD SERIES)

Fielding Percentage (1.000 - Min. 65 Chances)

2004: Alan Camarillo (Mexico-Guadalupe, Mexico), 71
chances

Chances (74)

2002: Ethan Henry (Great Lakes-Louisville, Ky.)

Put Outs (73)

2002: Ethan Henry (Great Lakes-Louisville, Ky.)

Assists (21)

2011: Ken Igeta (Japan-Hamamatsu City, Japan)

Errors (7)

2003: Jimmy DeFrieze (Midwest-Eldridge, Iowa)

Passed Balls (12)

1971: Ralph Basemore (North-Gary, Ind.)

(10) 1952: Frank DeRosa (Monongahela, Pa.)

TEAM BATTING (GAME)

At-Bats (52)

8/24/92: Latin America (Santo Domingo, Dominican Republic) vs. Canada

Runs (29)

8/24/92: Latin America (Santo Domingo, Dominican Republic) vs. Canada

(27) 8/23/73: Far East (Taipei, Chinese Taipei) vs. South

(26) 8/20/86: Far East (Tainan Park, Chinese Taipei) vs. Canada

Hits (34)

8/24/92: Latin America (Santo Domingo, Dominican Republic) vs. Canada

(22) 8/30/15: Japan (Tokyo, Japan) vs. Mid-Atlantic

Doubles (8)

8/28/80: Far East (Hua Lian, Chinese Taipei) vs. Canada

(6) Four times, most recent:

8/16/13: Japan (Tokyo) vs. Europe & Africa

Triples (2)

8/22/16: Northwest (Bend, Ore.) vs. Europe & Africa

8/20/16: Mexico (San Nicolas, Mexico) vs. Europe & Africa

8/23/11: Japan (Hamamatsu City, Japan) vs. Canada

8/24/10: Mid-Atlantic (Toms River, N.J.) vs. MEA

8/17/08: Southwest (Lake Charles, La.) vs. Great Lakes

8/22/78: Latin America (Santo Domingo, Dominican Republic) vs. Europe

8/26/71: Far East (Taipei, Chinese Taipei) vs. West

Home Runs (8)

8/24/92: Latin America (Santo Domingo, Dominican Republic) vs. Canada

(7) 8/22/09: West (Chula Vista, Calif.) vs. Great Lakes

(7) 8/28/80: Far East (Hua Lian, Chinese Taipei) vs. Canada

RBI (26)

8/24/92: Latin America (Santo Domingo, Dominican Republic) vs. Canada

(24) 8/25/12: Southeast (Goodlettsville, Tenn.) vs. West

(24) 8/20/86: Far East (Tainan Park, Chinese Taipei) vs. Canada

Total Bases (63)

8/24/92: Latin America (Santo Domingo, Dominican Republic) vs. Canada

(49) 8/28/80: Far East (Hua Lian, Chinese Taipei) vs. Canada

Strikeouts (26)

8/21/02: Southwest (Fort Worth, Texas) vs. Great Lakes

Walks (17)

8/22/86: Far East (Tainan Park, Chinese Taipei) vs. Latin America

(15) 8/23/98: East (Toms River, N.J.) vs. Central

Stolen Bases (7)

8/18/97: West (Mission Viejo, Calif.) vs. South

Sacrifice Hits (4)

8/23/01: Caribbean (Willemstad, Curacao) vs. Pacific

8/28/82: West (Kirkland, Wash.) vs. Far East

Slugging Percentage (1.500)

8/21/15: West (Bonita, Calif.) vs. Great Lakes

Hit By Pitch (6)

8/20/08: Japan (Tokyo, Japan) vs. Caribbean

8/19/08: Japan (Tokyo, Japan) vs. Latin America

Extra Base Hits (15)

8/28/80: Far East (Hua Lian, Chinese Taipei) vs. Canada

(12) 8/22/05: Mid-Atlantic (Newtown, Pa.) vs. Midwest

(12) 8/24/92: Latin America (Santo Domingo, Dominican Republic) vs. Canada

TEAM BATTING (WORLD SERIES)

At-Bats (183)

2011: Japan (Hamamatsu City, Japan)

(169) 2015: Mexico (Mexicali, Baja California)

Runs (62)

2010: Asia-Pacific (Kaohsiung, Chinese Taipei)

1996: Far East (Kao-Hsiung City, Chinese Taipei)

1992: Latin America (Santo Domingo, Dominican Republic)

(61) 2012: West (Petaluma, Calif.)

Hits (72)

2009: West (Chula Vista, Calif.)

Doubles (15)

2012: West (Petaluma, Calif.)

(14) Two times, most recent:

2016: Great Lakes (Bowling Green, Ky.)

Triples (4)

2011: Japan (Hamamatsu City, Japan)

(3) Six times, most recent:

2016: Northwest (Bend, Ore.)

Home Runs (19)

2009: West (Chula Vista, Calif.)

RBI (57)

2009: West (Chula Vista, Calif.)

Total Bases (147)

2009: West (Chula Vista, Calif.)

Strikeouts (74)

2002: Great Lakes (Louisville, Ky.)

Walks (38)

1998: East (Toms River, N.J.)

Stolen Bases (11)

1997: West (Mission Viejo, Calif.)

Sacrifice Hits (7)

2001: Caribbean (Willemstad, Curacao)

1982: West (Kirkland, Wash.)

Slugging Percentage (.902)

2009: West (Chula Vista, Calif.)

On-Base Percentage (.556)

1986: Far East (Tainan Park, Chinese Taipei)

(.546) 1992: Latin America (Santo Domingo, Dominican Republic)

(.540) 1974: Far East (Taipei, Chinese Taipei)

Batting Average (.492)

1992: Latin America (Santo Domingo, Dominican Republic)

(.449) 1980: South (Tampa, Fla.)

(.444) 2010: Asia-Pacific (Kaohsiung, Chinese Taipei)

Hit by Pitch (15)

2010: West (Waipahu, Hawaii)

(14) 2008: Japan (Tokyo, Japan)

OPS (1.444)

1992: Latin America (Santo Domingo, Dominican Republic)

(1.412) 2009: West (Chula Vista, Calif.)

Extra Base Hits (35)

2009: West (Chula Vista, Calif.)

TEAM PITCHING (GAME)

Innings Pitched (11.0)

8/21/02: Southwest (Fort Worth, Texas) vs. Great Lakes

8/21/02: Great Lakes (Louisville, Ky.) vs. Southwest

8/23/98: Central (Jenison, Mich.) vs. East

8/23/98: East (Toms River, N.J.) vs. Central

Strikeouts (26)

8/21/02: Southwest (Fort Worth, Texas) vs. Great Lakes

Walks (17)

8/22/86: Latin America (Maracaibo, Venezuela) vs. Far East

(15) 8/23/98: Central (Jenison, Mich.) vs. East

Wild Pitches (11)

8/23/10: Canada (Vancouver, B.C.) vs. Asia-Pacific

8/20/08: Caribbean (Willemstad, Curacao) vs. Japan

Hit By Pitch (6)

8/20/08: Caribbean (Willemstad, Curacao) vs. Japan

8/19/08: Latin America (Maracaibo, Venezuela) vs. Japan

TEAM PITCHING (WORLD SERIES)

Innings Pitched (44.0)

2012: West (Petaluma, Calif.)

(41) 2002: Great Lakes (Louisville, Ky.)

Strikeouts (78)

2016: Asia-Pacific (East Seoul, South Korea)

2002: Great Lakes (Louisville, Ky.)

Walks (30)

1986: Latin America (Maracaibo, Venezuela)

(25) Three times, most recent:

2008: West (Waipahu, Hawaii)

Wins (6)

2005: Northwest (Ewa Beach, Hawaii)

2004: Caribbean (Willemstad, Curacao)

2003: Asia (Tokyo, Japan)

2002: Great Lakes (Louisville, Ky.)

ERA (0.00)

1987: Far East (Hua Lian, Chinese Taipei)

1979: Far East (Chia-Yi, Chinese Taipei)

1973: Far East (Taipei, Chinese Taipei)

1970: East (Wayne, N.J.),

1951: Stamford, Conn.,

(0.32) 1963: East (Stratford, Conn.)

(0.33) Seven times, most recent:

1981: Far East (Tai-Chung, Chinese Taipei)

Opponent Batting Average (.000)

1973: Far East (Taipei, Chinese Taipei)

(.016) 1979: Far East (Chia-Yi, Chinese Taipei)

(.052) 1976: Far East (Tokyo, Japan)

Wild Pitches (19)

2010: Southwest (Pearland, Texas)

(18) 2010: Northwest (Auburn, Wash.)

(15) 2011: Southeast (Warner Robins, Ga.)

(15) 2012: West (Petaluma, Calif.)

(15) 2017: Southeast (Greenville, N.C.)

Saves (4)

2017: Mexico (Reynosa, Mexico)

(2) 11 times, most recent: 2017: Japan (Tokyo, Japan)

Appearances (28)

2017: Mexico (Reynosa, Mexico)

(22) 2008: West (Waipahu, Hawaii)

Starts (7)

2017: Mexico (Reynosa, Mexico)

2015: Mexico (Mexicali, Baja California)

2012: West (Petaluma, Calif.)

2011: Japan (Hamamatsu City, Japan)

2010: West (Waipahu, Hawaii)

Complete Games (6)

2002: Asia (Sendai, Japan)

Shutouts (4)

2002: Asia (**Sendai, Japan**)
1997: Latin America (**Gaudalupe, Mexico**)

Hit By Pitch (11)

2010: Southeast (**Columbus, Ga.**)
NOTE: The record for most losses in a World Series by a team is three.

TEAM FIELDING (GAME)

Chances (50)

8/23/98: Central (**Jenison, Mich.**) vs. East

Put Outs (33)

8/21/02: Great Lakes (**Louisville, Ky.**) vs. Southwest
8/21/02: Southwest (**Fort Worth, Texas**) vs. Great Lakes
8/23/98: Central (**Jenison, Mich.**) vs. East
8/23/98: East (**Toms River, N.J.**) vs. Central

Assists (15)

8/24/10: New England (**Fairfield, Conn.**) vs. Northwest
8/22/95: East (**Toms River, N.J.**) vs. Central

(14) 8/22/00: West (**Vancouver, Wash.**) vs. East
(14) 8/25/98: Canada (**Langley, B.C.**) vs. Far East
(14) 8/20/12: West (**Petaluma, Calif.**) vs. Mid-Atlantic

Double Plays (3)

8/24/10: Northwest (**Auburn, Wash.**) vs. New England
8/27/09: West (**Chula Vista, Calif.**) vs. Southeast
8/26/09: Southwest (**San Antonio, Texas**) vs. Mid-Atlantic
8/22/05: Northwest (**Ewa Beach, Hawaii**) vs. Southeast
8/17/03: Northwest (**Richland, Wash.**) vs. New England
8/25/79: West (**Campbell, Calif.**) vs. Far East

Errors (11)

8/23/79: Europe (**Aviano, Italy**) vs. Far East
(9) 8/25/76: Europe (**Kaiserslautern, Germany**) vs. Far East
(7) Five times, most recent:
8/24/09: Europe (**Ramstein Air Base, Germany**) vs. Mexico

Passed Balls (10)

8/28/71: North (**Gary, Ind.**) vs. Far East
(5) Six times, most recent:
8/27/17: Southeast (**Greenville, N.C.**) vs. Mexico

TEAM FIELDING (WORLD SERIES)

Fielding Percentage (1.000)

2017: Japan (**Tokyo, Japan**)
2011: Midwest (**Rapid City, S.D.**)
2002: West (**Aptos, Calif.**)
1972: Far East (**Taipei, Chinese Taipei**)
1959: North (**Hamtramck, Mich.**)
1951: Austin, Texas

Chances (195)

2012: West (**Petaluma, Calif.**)
(179) 2011: Japan (**Hamamatsu City, Japan**)
(161) 2015: Mexico (**Mexicali, Baja California**)

Put Outs (132)

2012: West (**Petaluma, Calif.**)
(123) 2002: Great Lakes (**Louisville, Ky.**)

Assists (55)

2012: West (**Petaluma, Calif.**)
(50) 2011: Japan (**Hamamatsu City, Japan**)
(45) 2017: Southwest (**Lufkin, Texas**)
(42) 1993: Latin America (**David, Panama**)

Double Plays (6)

2016: Asia-Pacific (**East Seoul, South Korea**)
2016: Southeast (**Goodlettsville, Tenn.**)
(5) Three Times, most recent:
2016: West (**Chula Vista, Calif.**)

Errors (18)

2009: Europe (**Ramstein Air Base, Germany**)

Passed Balls (12)

1971: North (**Gary, Ind.**)
(10) 1952: Monongahela, Pa.
(9) 2010: Southwest (**Pearland, Texas**)

MISCELLANEOUS RECORDS

Runs (Inning - Team)

(14) 8/21/04: Asia (**Kaohsiung, Chinese Taipei**) vs. EMEA

Runs (Game - Two Teams)

(40) 8/25/12: Southeast (**Goodlettsville, Tenn.**) 24
vs. West (**Petaluma, Calif.**) 16

(29) Three times:
8/30/15: Japan (**Tokyo, Japan**) 18 vs.
Mid-Atlantic (**Lewisberry, Pa.**) 11
8/25/13: Mexico (**Tijuana, Baja California**) 15 vs.
New England (**Westport, Conn.**) 14
8/24/92: Latin America (**Santo Domingo,
Dominican Republic**) 29 vs.
Canada (**Salaberry, Quebec**) 0

Runs (World Series - All Teams)

(363) 2017
(360) 2012

Hits (Inning - Team)

(13) 8/24/92: Latin America (**Santo Domingo,
Dominican Republic**) vs. Canada,
(11) 8/23/09: West (**Chula Vista, Calif.**) vs. New England,

Hits (Game - Two Teams)

(36) 8/24/92: Latin America (**Santo Domingo,
Dominican Republic**) 34
vs. Canada (**Salaberry, Quebec**) 2
(35) 8/25/12: Southeast (**Goodlettsville, Tenn.**) 21
vs. West (**Petaluma, Calif.**) 14
(32) 8/25/13: New England (**Westport, Conn.**) 16
vs. Mexico (**Tijuana, Baja California**) 16

Hits (World Series - All Teams)

(463) 2013

Consecutive Hits (Team)

- (8) 8/23/09: West (Chula Vista, Calif.) vs. New England
(8) 8/24/92: Latin America (Santo Domingo, Dominican Republic) vs. Canada,

Consecutive At-Bats Reaching Base (Team)

- (12) 8/23/09: West (Chula Vista, Calif.) vs. New England

Home Runs (Inning - Team)

- (5) 8/21/15: West (Bonita, Calif.) vs. Great Lakes
(5) 8/24/92: Latin America (Santo Domingo, Dominican Republic) vs. Canada
(4) 8/22/09: West (Chula Vista, Calif.) vs. Great Lakes
(4) 8/22/91: Far East (Tai Chung, Chinese Taipei) vs. Canada

Home Runs (Game - Two Teams)

- (11) 8/29/98: Far East (Kashima, Japan) 6
vs. East (Toms River, N.J.) 5

Home Runs (World Series - All Teams)

- (87) 2015

Extra-Base Hits (Game - Two Teams)

- (16) 8/28/80: Far East (Hua Lian, Chinese Taipei) 15
vs. Canada (Trail, B.C.) 1
(15) 8/18/07: West (Chandler, Ariz.) 11
vs. Mid-Atlantic (Salisbury, Md.) 4

Extra-Base Hits (World Series - All Teams)

- (165) 2012

Batters In An Inning (Team)

- (19) 8/21/04: Asia (Kaohsiung, Chinese Taipei)
vs. EMEA

Stolen Bases (Inning - Team)

- (5) 8/26/52: Montreal, Quebec
vs. Hackensack, N.J.
(3) Three times, most recent:
8/19/16: Canada (Vancouver, British Columbia) vs. Japan

Strikeouts (Two Teams - 6 inn.)

- (33) 8/18/07: Southwest (Lubbock, Texas) 17
vs. Midwest (Coon Rapids, Minn.) 16

Strikeouts (Game - Two Teams)

- (49) 8/21/02: Southwest (Fort Worth, Texas) 26
vs. Great Lakes (Louisville, Ky.) 23
(11 innings)
(38) 8/26/04: Mexico (Guadalupe, Mexico) 25
vs. Latin America (Panama City, Panama) 13
(10 innings)
(37) 8/24/50: Pensacola, Fla. 21 vs. Kankakee, Ill. 16
(9 innings)

Strikeouts (World Series - All Teams)

- (604) 2006

Walks (Pitching - Game - Two Teams)

- (20) 8/22/86: Latin America (Maracaibo, Venezuela) 17
vs. Far East (Tainan Park, Chinese Taipei) 3
(19) 8/26/52: Norwalk, Conn. (9) vs. Whiting, Ind. (10)

Double Plays (Game - Two Teams)

- (4) 8/26/09: Southwest (San Antonio, Texas) 3
vs. Mid-Atlantic (Staten Island, N.Y.) 1
8/27/09: Southeast (Warner Robins, Ga.) 1
vs. West (Chula Vista, Calif.) 3
8/17/03: Northwest (Richland, Wash.) 3
vs. New England (Sougus, Mass.) 1

Double Plays (World Series - All Teams)

- (27) 2014

Complete Games (World Series - All Teams)

- (36) 2002

Shutouts (World Series - All Teams)

- (13) 2006
(12) 2011; 2005; 2002

Extra Inning Games (World Series)

- (4) 2013, 2006

Hits (Inning - Individual)

- (2) 56 times, most recent:
8/21/17: R.J. Vashey (Mid-Atlantic-Jackson, N.J.) vs. West

Consecutive Hits (Individual)

- (8) 1973: Pai-Sheng Cheng (Far East-Taipei, Chinese Taipei)
(7) 2003: Wilfredo Sanchez (Latin America-Altigracia, Venezuela)

Consecutive At-Bats Reaching Base (Individual)

- (10) Six times, most recent:
2015: Emmanuel Rodriguez (Caribbean-Santiago, Dominican Republic)
Notable: 1971: Lloyd McClendon (North-Gary, Ind.)

Home Runs (Inning - Individual)

- (2) Nine times, most recent:
8/19/17: Chris Cartnick (Mid-Atlantic-Jackson, N.J.)
vs. Great Lakes

Batting Average (World Series)

(minimum - 5 hits)

- (1.000) 2014: Javier Pelkonen (Australia-Perth, Australia) 6-6;
2009: Sean McGrath (New England-Peabody, Mass.), 5-5;
Notable: 1971: Lloyd McClendon (North-Gary, Ind.), 5-5
(.875) 1990: Sun-Hsuan Yang (Far East-Tainan City, Chinese Taipei), 7-8
(.833) Four times, most recent:
2015: Emmanuel Rodriguez (Caribbean-Santiago, Dominican Republic)

Earned Run Average (World Series)

(based on innings pitched)

- (0.00 - 16.0 inn.) 2007: Garrett Williams (Southwest-Lubbock, Texas)
(0.00 - 15.1 inn.) 1949: Joe DiGiacomo (Hammononton, N.J.)
(0.00 - 15.0 inn.) 2002: Walker Kelly (Southwest-Fort Worth, Texas)
(0.00 - 14.0 inn.) 1979: Han-Chao Dai (Far East-Chia-Yi, Chinese Taipei)
(0.00 - 13.0 inn.) 2006: Kyle Carter (Southeast-Columbus, Ga.)
(0.00 - 13.0 inn.) 2002: Zachary Osborne (Great Lakes-Louisville, Ky.)
(0.00 - 13.0 inn.) 1974: Alfredo Urdaneta (Latin America)

Batting Average Against (World Series)*(minimum - 6 inn.)***(0.00 - 12.0 inn.)** **Notable:** 1993: Sean Burroughs (West-Long Beach, Calif.)**(0.00 - 12.0 inn.)** 1973: Ching-Hui Huang (Far East-Taipei, Chinese Taipei)**(0.00 - 6.0 inn.)**, 10 times, most recent:

2015: Alex Edmondson (Southeast-Taylor, S.C.)

Grand Slams (55)

8/30/15: Dylan Rodenhauer (Mid-Atlantic-Lewisberry, Pa.) vs. Japan (1st inn.)

8/27/15: Zack Mack (Southwest-Pearland, Texas) vs. West (1st inn.)

8/24/15: Jacob Baptista (West-Bonita, Calif.) vs. New England (3rd inn.)

8/23/15: Joel Flores (Latin America-Barquisimeto, Venezuela) vs. Europe & Africa (1st inn.)

8/22/15: Wei-Hung Chou (Asia-Pacific-Tung Yuan, Chinese Taipei) vs. Canada (3rd inn.)

8/21/15: Nick Maldonado (West-Bonita, Calif.) vs. Great Lakes (3rd inn.)

8/21/15: Cole Wagner (Mid-Atlantic-Lewisberry, Pa.) vs. Midwest (3rd inn.)

8/19/13: Zane Denton (Southeast-Nashville, Tenn.) vs. Mid-Atlantic (2nd inn.)

8/18/13: Grant Holman (West-Chula Vista, Calif.) vs. Mid-Atlantic (4th inn.)

8/17/13: Trey McLemore (Southeast-Nashville, Tenn.) vs. Southwest (6th inn.)

8/18/11: Yoshiki Suzuki (Japan-Hamamatsu City, Pa.) vs. Caribbean (2nd inn.)

8/29/09: Andy Rios (West-Chula Vista, Calif.) vs. Southwest (1st inn.)

8/25/09: Chris Holba (Europe-Ramstein AFB, Germany) vs. Canada (5th inn.)

8/23/09: Nicholas Smisek (Southwest-San Antonio, Texas) vs. Great Lakes (3rd inn.)

8/21/09: Yu Chieh Kao (Asia-Pacific-Taoyuan, Chinese Taipei) vs. Europe (1st inn.)

Notable: 8/18/08: Juremi Profar (Caribbean-Willemstad, Curacao) vs. Europe (2nd inn.)

8/17/08: Jesus Saucedo (Mexico-Matamoros, Mexico) vs. Europe (3rd inn.)

8/25/07: Ryo Kanekubo (Japan-Tokyo, Japan) vs. Caribbean (6th inn.) *(walk-off grand slam in International Champ. game)*

8/22/06: Go Matsumoto (Asia-Kawaguchi City, Japan) vs. Caribbean (6th inn.)

8/18/06: Billy Hartman (New England-Portsmouth, N.H.) vs. Northwest (1st inn.)

8/23/05: Kalen Pimentel (West-Vista, Calif.) vs. Southwest (4th inn.)

8/20/05: Richard Alvarez, Jr. (Latin America-Valencia, Venezuela) vs. Caribbean (5th inn.)

8/25/04: Chance Murski (Southwest-Richmond, Texas) vs. Southeast (2nd inn.)

8/21/04: Matt Daniels (Southwest-Richmond, Texas) vs. Northwest (5th inn.)

8/24/03: Hokuto Nakahara (Asia-Tokyo, Japan) vs. Southeast (4th inn.)

8/18/03: Hirofumi Yamazaki (Asia-Tokyo, Japan) vs. Transatlantic (1st inn.)

8/16/03: Jimali Fermin (Latin America-Atlagracia, Venezuela) vs. Pacific (6th inn.)

8/20/02: Hosea Ware (Pacific-Agana, Guam) vs. Canada (6th inn.)

8/19/02: Tatsuhiko Numakura (Asia-Sendai, Japan) vs. Mexico (1st inn.)

8/18/02: Brian Godoy (West-Aptos, Calif.) vs. Southeast (4th inn.)

8/17/02: Jeremy Lopez (Mid-Atlantic-New York City, N.Y.) vs. Southeast (4th inn.)

8/22/01: Aftuschi Mochizuki (Asia-Tokyo, Japan) vs. Mexico (5th inn.)

8/18/01: Carlos Garcia (Mid-Atlantic-Bronx, N.Y.) vs. Southeast (1st inn.)

8/22/00: Leo Nakayama (Far East-Tokyo, Japan) vs. Europe (2nd inn.)

8/23/99: Kyle Tidwell (South-Phenix City, Ala.) vs. Central (6th inn.)

Notable: 8/23/98: Todd Frazier (East-Toms River, N.J.) vs. Central (3rd inn.)

8/19/97: Gavin Fabian (West-Mission Viejo, Calif.) vs. Central (2nd inn.)

8/23/95: Mark Mirocha (Central-Arden Hills, Minn.) vs. South (5th inn.)

8/21/95: Chris Cerullo (East-Toms River, N.J.) vs. South (6th inn.)

8/24/94: Daryl Bradford (East-Middleboro, Mass.) vs. Central (3rd inn.)

8/23/93: Travis Perkins (West-Long Beach, Calif.) vs. East (2nd inn.)

8/24/92: Ryan Stuart (West-Long Beach, Calif.) vs. Far East (3rd inn.)

8/24/92: Michael Gonzales (Far East-Mindanao, Philippines) vs. Europe (2nd inn.)

8/24/91: Wei-Chu Lin (Far East-Tai Chung, Chinese Taipei) vs. West (5th inn.)

8/24/90: Yih-Chien Hsieh (Far East-Tainan City, Chinese Taipei) vs. Europe (1st inn.)

8/23/89: Miguel Manriquez (Canada-Toronto, Ontario) vs. Latin America (2nd inn.)

8/29/87: Yu-Long Pang (Far East-Hua Lian, Chinese Taipei) vs. West (2nd inn.)

8/24/83: Jose Almonte (Latin America-Barohona, Dominican Republic) vs. Canada (3rd inn.)

8/24/78: Robbie Buchanan (South-Lexington, Ky.) vs. West (5th inn.)

8/28/78: Hsin-Ku Chen (Far East-Kaohsiung, Chinese Taipei) vs. Canada (5th inn.)

8/25/76: Kiyoshi Tsumura (Far East-Tokyo, Japan) vs. Europe (5th inn.)

8/27/59: Art Deras (North-Hamtramck, Mich.) vs. Pacific (6th inn.)

8/27/54: Edward Verbos (Masontown, Pa.) vs. Melrose Park, Ill. (9th inn.)

8/24/54: Edward Verbos (Masontown, Pa.) vs. Needham, Mass. (5th inn.)

8/26/52: Ralph DiMeglio (Norwalk, Conn.) vs. Whiting, Ind. (2nd inn.)

Multiple Home Runs (Game)**(3)** 8/26/12: Noriatsu Osaka (Japan-Tokyo, Japan) vs. Southeast

8/25/12: Lorenzo Butler (Southeast-Goodlettsville, Tenn.) vs. West

8/19/03: Cory Bernard (West-Chandler, Ariz.) vs. Midwest

8/21/01: Nikko Echevarria (Transatlantic-Dhahran, Saudi Arabia) vs. Latin America

8/29/98: Tetsuya Furukawa (Far East-Kashima, Japan) vs. East

8/23/95: Chih Hsiang Lin (Far East-Tainan, Chinese Taipei) vs. Canada

(2) 107 times, most recent:

8/25/16: Seum Kwon (Asia-Pacific-East Seoul, South Korea) vs. Mexico

No-Hitters

(51; 7 Perfect Games; © denotes Championship Game)

8/20/17: Chase Anderson (3.0 IP)/Matthew Matthijs (2.0 IP) (Southeast-Greenville, N.C.) vs. West - 5 innings - won, 16-0

8/18/17: Chase Anderson (3.0 IP)/Matthew Matthijs (2.2 IP)/Carson Hardee (0.1 IP) (Southeast-Greenville, N.C.) - **PERFECT GAME** vs. Midwest - 6 innings - won, 6-0

8/21/15: Alex Edmondson (6.0 IP) (Southeast-Taylor, S.C.) vs. New England - 6 innings - won, 7-1

8/16/13: Grant Holman (7.0 IP) (West-Chula Vista, Calif.) vs. Great Lakes - 7 innings - won, 3-0

8/20/12: Will Lucas (6.0 IP) (New England-Fairfield, Conn.) vs. Great Lakes - 6 innings - won, 4-0

8/18/12: Felix Diaz (2.0 IP)/Sebastian Cueller (1.0 IP)/Joel Turubietes (1.0 IP) (Mexico-Nuevo Laredo, Mexico) vs. MEA - 4 innings - won, 12-0

8/22/11: Landon Breon (3.1 IP)/Brandon Miller (0.2 IP) (Mid-Atlantic-Clinton County, Pa.) vs. Southwest - 4 innings - won, 10-0

8/21/09: Wen Hua Sung (1.0 IP)/Chin Ou (1.0 IP)/Hung Yuan Lin (1.0 IP)/Cheng Chieh Lee (1.0 IP) (Asia-Pacific-Taoyuan, Chinese Taipei) vs. Europe - pool play - 4 innings - won, 16-0

8/17/08: Trey Quinn (Southwest-Lake Charles, La.) vs. Great Lakes - pool play - 6 innings - won, 9-0

8/17/08: Jesus Saucedo (Mexico-Matamoros, Mexico) - **PERFECT GAME** vs. Europe - pool play - 4 innings - won, 12-0

8/16/08: Drew Ellis (Great Lakes-Jeffersonville, Ind.) vs. Mid-Atlantic - pool play - 6 innings - lost, 3-2

8/15/08: Levi Gilcrease (1.1 IP)/Darren Miller (2.0 IP)/Kevin Merrell (0.2 IP) (Southeast-Tampa, Fla.) vs. Midwest - pool play - 4 innings - won, 10-0

8/26/07: Garrett Williams (5.2 IP)/Taylor Bridges (0.1 IP) (Southwest-Lubbock, Texas) vs. Caribbean - consolation game - 6 innings - won, 1-0

8/23/06: Derek Keller (4.0 IP)/Devon DeJardin (2.0 IP) (Northwest-Beaverton, Ore.) vs. Great Lakes - U.S. semifinal - 6 innings - won, 4-3

8/19/06: Ryoya Sato (Asia-Kawaguchi City, Japan) vs. EMEA - pool play - 5 innings - won, 11-0

8/22/05: Keith Terry, Jr. (Mid-Atlantic-Newtown, Pa.) vs. Midwest - pool play - 4 innings - won, 15-0

8/23/04: Francisco Chiarí (Latin America-Panama City, Panama) vs. EMEA - pool play - 6 innings - won, 9-0

8/21/04: Hsu Chi-Hung (3.0 IP)/Tung Chen-Lun (1.0 IP) (Asia-Kaohsiung, Chinese Taipei) vs. EMEA - pool play - 4 innings - won, 18-0

8/19/03: Shigeki Umeda (1.0 IP)/Masato Komura (1.0 IP)/Ipppei Endoh (1.0 IP), Yuutaro Tanaka (1.0 IP) (Asia-Tokyo, Japan) vs. Transatlantic - pool play - 4 innings - won, 17-0

8/19/02: Reinus Roosberg (Caribbean-Willemstad, Curacao) vs. Europe - pool play - 4 innings - won, 13-0

8/19/02: Yuuji Nakane (Asia-Sendai, Japan) vs. Mexico - pool play - 4 innings - won, 11-0

8/17/02: Yoshinori Satoh (Asia-Sendai, Japan) vs. Europe - pool play - 6 innings - won, 7-0

8/26/93: **Notable:** Sean Burroughs (West-Long Beach, Calif.) vs. East - U.S. championship - 6 innings - won, 8-0

8/26/93: Carlos Arauz (Latin America-Chiriquí, Panama) vs. Europe - International championship - 6 innings - won, 5-0

8/25/93: Ricardo Burbridge (2.0 IP)/Danny Brandner (2.0 IP)/Philip Bell (2.0 IP) (Central-Hamilton, Ohio) vs. South - pool play - 6 inn. - won, 1-0

8/24/93: Thomas Beyer (East-Bedford, N.H.) vs. Central - pool play - 6 innings - won, 1-0

8/23/93: **Notable:** Sean Burroughs (West-Long Beach, Calif.) vs. Central - pool play - 6 innings - won, 8-0

8/25/92: Alexis Chalas (Latin America-Santo Domingo, Dominican Republic) vs. Europe - pool play - 4 innings - won, 24-0

8/23/91: **Notable:** Jason Marquis (East-Staten Island, N.Y.) vs. Canada - consolation game - 6 innings - won, 16-0

8/26/87: Aron Garcia (West-Irvine, Calif.) vs. East - 6 innings - won, 13-0

8/20/86: Philip Olson (South-Sarasota, Fla.) vs. East - 6 innings - won, 5-0

8/20/86: Chun-Liang Wu (Far East-Tainan Park, Chinese Taipei) vs. Canada - 6 innings - won, 26-0

8/23/84: Chul Jang (Far East-Seoul, Korea) vs. Canada - 6 innings - won, 10-0

8/25/83: Jose Almonte (Latin America-Barahona, Dominican Republic) vs. Far East - 6 innings - won, 3-0

8/23/83: Hidetoshi Yoshino (Far East-Osaka, Japan) vs. Europe - 6 innings - won, 1-0

8/27/80: Todd Coleman (West-Kirkland, Wash.) vs. Central - 6 innings - won, 15-0

8/25/79: Han-Chao Dai (Far East-Chia-Yi, Chinese Taipei)® vs. West - 8 innings - won, 2-1

8/23/79: Chao-An Chen (Far East-Chia-Yi, Chinese Taipei) - **PERFECT GAME** vs. Europe - 6 innings - won, 18-0

8/22/78: Jose Luis Pichardo (Latin America-Santa Domingo, Dominican Republic) vs. Europe - 6 innings - won, 12-0

8/22/77: Tsung-Hien Tsai (Far East-Kaohsiung, Chinese Taipei) vs. Canada - 6 innings - won, 19-0

8/26/76: Daisuke Araki (Far East-Tokyo, Japan) vs. Latin America - 6 innings - won, 4-0

8/25/76: Kiyoshi Tsumura (Far East-Tokyo, Japan) - **PERFECT GAME** vs. Europe - 6 innings - won, 25-0

8/25/73: Ching-Hui Huang (Far East-Taipei, Chinese Taipei)® vs. West - 6 innings - won, 12-0

8/23/73: Wen-Li Kuo (Far East-Taipei, Chinese Taipei) vs. South - 6 innings - won, 27-0

8/21/73: Ching-Hui Huang (Far East-Taipei, Chinese Taipei) - **PERFECT GAME** vs. Europe - 6 innings - won, 18-0

8/29/70: Francisco Paz (Latin America-Chinandega, Nicaragua) vs. North - 6 innings - won, 3-0

8/26/70: Steve O'Neill (East-Wayne, N.J.) vs. Canada - 6 innings - won, 10-0

8/26/70: Brian Paluga (North-Highland, Ind.) vs. Europe - 6 innings - won, 2-0

Danny Yaccarino (Staten Island, N.Y.)® details unavailable

Ted Campbell (San Jose, Calif.)® details unavailable

Joe Mormello (Levittown, Pa.)® details unavailable

Angel Macías (Monterrey, Mexico) - **PERFECT GAME**® details unavailable

Fred Shapiro (Delaware Township, N.J.) - **PERFECT GAME** details unavailable

8/24/50: Billy Martin (Houston, Texas) vs. Westery, R.I. - 6 innings - won, 3-0

8/24/49: Jerry Hudson (Pensacola, Fla.) vs. Lock Haven, Pa. - 6 innings - won 3-0

8/25/48: Paul Shirey (Williamsport, Pa.) vs. Harrisburg, Pa. - 6 innings - won, 8-3

NOTE: Aaron Alvey (Great Lakes-Louisville, Ky.) had a nine-inning no-hitter against the Southwest on Aug. 21, 2002 in the U.S. semifinal when he was replaced on the mound in a 0-0 game. Great Lakes won the contest, 2-1, in 11 innings.

NOTE: There have been 78 one-hitters in the LLBWS.

LITTLE LEAGUE BASEBALL® WORLD SERIES RECORDS

MISCELLANEOUS INFORMATION THROUGH 2017

Teams in World Series (71 years): 703

Players in the World Series (71 years): 9,617

World Series Championships:

United States - 34; International - 37

Most World Series Championships by Country/State: Chinese Taipei - 17; Japan - 11; California - 7; Connecticut, New Jersey, Pennsylvania - 4; Georgia, Korea, Mexico, New York - 3; Hawaii, Texas, Venezuela - 2; Alabama, Kentucky, Michigan, Netherland Antilles, New Mexico, Washington - 1

Most Consecutive Appearances in Championship Game:

6 (Chinese Taipei: 1977-82, 1986-91).

Most Runs Scored (Two Teams - Championship Game):

29, (Tokyo, Japan, 18, Lewisberry, Pa. 11; 2015)

Fewest Runs Scored (Two Teams - Championship Game):

1, (Birmingham, Ala. 1, Schenectady, N.Y. 0; 1953); (Japan 1, Richmond, Va. 0; 1968); (Louisville, Ky. 1, Japan 0; 2002).

Most Combined Team Pitching Strikeouts (Extra Innings):

26 (11 inn.), Fort Worth, Texas (Walker Kelly 21/9 inn.; Michael Valdez 5/2 inn.), 2002

Longest Rain Delay:

3:05, Maracaibo, Venezuela (4) vs. Northridge, Calif. (3), 1994 Championship Game

Longest Game:

3:50, Guadalupe, Mexico (6) vs. Panama City, Panama (2), 8/26/04 (10 innings)

Largest Attendance (estimated) (Game):

45,716: Lewisberry, Pa. (3) vs. Pearland, Texas (2), 8/29/2015 (U.S. Championship Game)

44,800: Tokyo, Japan (2) vs. Apopka, Fla. (1), 8/26/2001 (Championship Game)

42,218: Tokyo, Japan (18) vs. Lewisberry, Pa. (11), 8/30/2015 (Championship Game)

Largest Attendance (estimated) (Series):

236,922: 2000 (15 games)

469,964: 2015 (32 games)

414,905: 2011 (31 games)

NEW SCOREBOARDS OFFER UNIQUE GAME-DAY EXPERIENCE

This summer at the Little League Baseball® World Series, fans and players from around the world will get to enjoy a brand new in-game experience thanks to the addition of three state-of-the-art LED Video Display Scoreboards. The two scoreboards located at each of the two stadiums have been replaced with these brand-new displays while a third board has been added along the back of Lamade Stadium for fans walking across the complex to enjoy.

The newly designed video scoreboards at Howard J. Lamade Stadium and Volunteer Stadium will offer fans in every area of the stadium a clean and exciting inside look at all the LLBWS games, as well as in-game entertainment that includes video features, animated logos, interactive games, and more. Along with the exciting new features for fans, the new displays also give each of the participants from the 16 teams in the LLBWS the once-in-a-lifetime experience of playing in Williamsport and an inside look at how it feels to be a major leaguer.

Along with the updated scoreboards inside the stadium this year, a brand-new board will be installed behind Lamade Stadium to provide fans with an easy and exciting way to keep up with all the latest information and resources while walking around the complex. Located behind home plate of Lamade Stadium, just across from the Family Fun Zone on the main concourse, the new display board will provide welcome messages to fans, display exciting social media posts from fans, share important updates and games schedules, provide important resources and directions, and more.



WORLD SERIES PARTICIPANTS

Listed below are the countries and states that have been represented in the previous 71 Little League Baseball® World Series, with the last league to advance to the tournament from that country or state and all their Championship teams. The number of appearances is listed in parentheses after the country or state name. A full listing of all participating teams can be found at LLBWS.org/Media.

INTERNATIONAL TEAMS

Aruba (1)

2011: Aruba North, Oranjestad

Australia (5)

2017: Hills, Sydney

Belgium (2)

1984: Brussels

Canada (58)

2017: White Rock, British Columbia

Chinese Taipei (29)

1969: Taipei, Chinese Taipei*
1971: Tainan, Chinese Taipei*
1972: Taipei, Chinese Taipei*
1973: Tainan City, Chinese Taipei*
1974: Kaohsiung, Chinese Taipei*
1977: Li-Teh, Kaohsiung*
1978: Pin-Kuang, Pin-Tung*
1979: Pu-Tzu Town, Chia-Yi *
1980: Long Kuang, Hua Lian*
1981: Tai-Ping, Taichung*
1986: Tainan Park*
1987: Hua Lian*
1988: Tai Ping, Taichung*
1990: San-Hua, Tainan County*
1991: Hsi Nan, Taichung*
1995: Shan-Hua, Tainan*
1996: Fu-Hsing, Kaohsiung*
2015: Tung-Yuan, Taipei

Curaçao (12)

2004: Pabao, Willemstad*
2016: Pariba, Willemstad

Czech Republic (2)

2014: South Moravia, Brno

Dominican Republic (9)

2017: Los Bravos de Potezuela, Santiago

France (1)

1962: Poitiers Post, Vienne

Germany (15)

2012: KMC American, Ramstein Air Base

Greece (1)

1974: Athenai Airport, Athens

Guam (5)

2008: Southern, Yona

Italy (4)

2017: Emilia

Japan (28)

1967: West Tokyo, Tokyo*
1968: Wakayama, Osaka*
1976: Chofu, Tokyo*
1999: Hirakata, Osaka*
2001: Kitasuna, Tokyo*
2003: Musashi Fuchu, Tokyo*
2010: Edogawa Minami, Tokyo*
2012: Kitasuna, Tokyo*
2013: Musashi Fuchu, Tokyo*
2015: Kitasuna, Tokyo*
2016: Chofu, Tokyo*
2017: Kitasuna, Tokyo*

Mariana Islands (3)

2006: Saipan

Mexico (31)

1957: Industrial, Monterrey*
1958: Industrial, Monterrey*
1997: Linda Vista, Guadalupe*
2017: Guadalupe Trevino Kelly, Reynosa

Netherlands (2)

2011: Rotterdam

Nicaragua (2)

1970: Chinandega

Panama (9)

2016: Aguadulce

Poland (1)

2004: Kutno

Puerto Rico (10)

2014: Miguel Luzunarís, Humacao

Russia (5)

2006: Brateevo, Moscow

Saudi Arabia (23)

2011: Arabian American, Dhahran

South Korea (5)

1984: National, Seoul*
1985: National, Seoul*
2014: Seoul, Seoul*
2016: East Seoul, Seoul#
2017: West Seoul, Seoul

Spain (9)

1986: Torrejon Air Base, Madrid

Turkey (1)

1963: Izmir

Uganda (2)

2015: AVRS, Kampala

Venezuela (19)

1994: Coquivacoa, Maracaibo*
2002: Sierra Maestra, Maracaibo*
2017: Maracaibo

U.S. TEAMS

Alabama (8)

1953: Southside, Birmingham*
1999: National, Phenix City#

Arizona (6)

2007: National, Chandler

Arkansas (3)

1979: Burns Park, North Little Rock

California (48)

1961: Northern, El Cajon*
1962: Moreland, San Jose*
1963: National, Granada Hills*
1992: Long Beach*
1993: Long Beach*
2009: Park View, Chula Vista*
2011: Ocean View, Huntington Beach*
2013: Eastlake, Chula Vista#
2017: Rancho Santa Margarita

Connecticut (20)

1951: Stamford*
1952: National, Norwalk*
1965: Windsor Locks*
1989: National, Trumbull*
2017: Fairfield American

Delaware (2)

2013: National, Newark

Florida (22)

2008: Citrus Park, Tampa

Georgia (6)

1983: National, East Marietta*
2006: Columbus Northern, Columbus*
2007: Warner Robins American, Warner Robins*

Hawaii (11)

2005: West Oahu, Ewa Beach*

2008: Waipio, Waipahu*

2010: Waipio, Waipahu#

Idaho (1)

1999: South Central, Boise

Illinois (14)

2006: Lemont

Indiana (16)

2012: New Castle

Iowa (13)

2016: Johnston

Kentucky (9)

2002: Valley Sports American, Louisville*

2016: Eastern, Bowling Green

Louisiana (7)

2011: Lafayette

Maine (3)

2005: Westbrook

Maryland (7)

2008: Federal, Hagerstown

Massachusetts (10)

2009: Peabody Western, Peabody

Michigan (11)

1959: National, Hamtramck*

2017: Grosse Pointe Woods-Shores

Minnesota (6)

2010: Plymouth/New Hope, Plymouth

Mississippi (1)

1977: Hub City, Hattiesburg

Missouri (3)

2015: Webb City

Montana (1)

2011: Big Sky, Billings

Nebraska (1)

2012: Kearney

Nevada (1)

2014: Mountain Ridge, Las Vegas

New Hampshire (4)

2006: Portsmouth

New Jersey (18)

1949: Hamonton*

1970: American, Wayne*

1975: Lakewood*

1998: East American, Toms River*

2017: Holbrook, Jackson

New Mexico (1)

1956: Lions Hondo, Roswell*

New York (17)

1953: Schenectady#

1954: National, Schenectady*

1964: Mid Island, Staten Island*

2016: Maine-Endwell, Endwell*

North Carolina (5)

2017: North State, Greenville

Ohio (10)

2010: West Side, Hamilton

Oklahoma (2)

1988: Tulsa

Oregon (6)

2016: Bend North, Bend

Pennsylvania (33)

1947: Maynard, Williamsport*

1948: Lock Haven*

1955: Morrisville*

1960: American, Levittown*

2015: Red Land, Lewisberry#

Rhode Island (9)

2016: Warwick North, Warwick

South Carolina (3)

2015: Northwood, Taylors

South Dakota (4)

2017: Sioux Falls

Tennessee (8)

2016: Goodlettsville

Texas (24)

1950: National, Houston*

1966: Westbury American, Houston*

2017: Lufkin#

Virginia (8)

1994: Central, Springfield

Washington (12)

1982: National, Kirkland*

2017: Walla Walla Valley

West Virginia (1)

1951: Fairmont

* Championship Team; # Runner Up

ADDITIONAL INFORMATION AND RESOURCES

- Live Scoring Information
- Participating Teams in World Series History
- Full TV Coverage Schedule
- Historical World Series Records and Statistics
- Notable Little League Graduates
- LLBWS Graduates Playing in Major League Baseball
- Game Results and Tournament Statistics
- Daily Recaps
- Press Conference Videos
- Daily Photo Galleries
- Visitor Information
- Complex Map
- *World of Little League*® Museum Information
- AND MORE!

LLBWS.ORG/MEDIA

IMPORTANT NOTE: With the launch of the new website, some resources may be difficult to find. While we encourage you to check the archived LittleLeague.org website, feel free to send specific questions to wsmmedia@litttleleague.org and a member of our Communications Staff will do their best to assist.

MEDIA FREQUENTLY ASKED QUESTIONS (FAQS)

Do I need a specific media credential for each day of the tournament?

No. The media credential provided upon arrival will last you the entire tournament.

Can I pick up media badges for the rest of my staff?

No. Media badges must be picked up by each individual media representative with proper photo identification.

May I bring guests (friends or family) and reserve a seat for them in the press area?

No. Media credentials will only be issued to approved, working members of the media. **Seating is for working media only.** Access to the Media Center is for credentialed media only.

Can I get a team practice schedule?

To receive a copy of the practice schedule, you will need to contact a team manager or coach. It is up to the manager and/or coach to disseminate the information to the media. Managers are not required to provide these schedules to members of the media.

Can I interview the players?

Yes. However, an adult (manager, coach, parent of player, or Little League Communications staff member) must be present at all times during the interview. No members of the media are allowed to enter any "Player Only" area, including the Grove and/or practice fields, without consent from the Little League Communications staff.

How can I contact the team manager/player for an interview?

In order to put in a request to talk with the team manager, or any players on that team, members of the media must put in a request to the security staff at Gate B of the Dr. Creighton J. Hale International Grove, located at the top of the stairs near the right-field corner of Lamade Stadium. Once the request is submitted to security, it will be passed along to the Team Host and/or Team Host Office to contact the manager. At that point, the manager can either accept the request and contact the media member, or deny the request. **NOTE:** No member of the media is permitted to enter the International Grove for any reason.

When do line-ups become available?

Line-ups are available one hour before each game and can be found in the Media Center on the third-base side, underneath Lamade Stadium.

Where can I find team information and rosters?

Team information, including roster information, is available inside the team insert that was provided to you upon arrival. The team insert provides information about each team in the Little League Baseball World Series, as well as a team photo with cutline. Team information can also be found at LLBWS.org.

When will box scores be available?

Printed box scores will be available following the conclusion of each game outside of the Media Interview Room, as well as in the Media Center, located on the third-base side of Lamade Stadium. Digital box scores can also be found at LLBWS.org.

When and where are post-game press conferences held?

Post-game press conferences are held approximately 10 to 15 minutes after each game in the interview room underneath Lamade Stadium under the direction of the Little League Baseball World Series Communications Staff. Please see the "Post-Game Press Conference" section of the Little League Baseball World Series Media Guide, or ask any member of the LLBWS Communications Staff, for further details.

Can I ask a player/coach to film or take photos inside the International Grove?

No. Filming or photography of any kind is prohibited inside the International Grove during the Little League Baseball World Series.

Can I take photos from the press sections in Lamade and Volunteer Stadiums?

Photos inside the stadium are restricted to individuals with a Photo 1 credential only. Pool photos of the Little League International Complex and Little League Baseball World Series are available upon request by emailing wsmedia@littleleague.org.

Can I take video of game action?











No. Individuals with television credentials may only obtain B-Roll footage following the guidelines outlined in this media guide. No video footage of game action of any manner is allowed to be captured within Lamade or Volunteer Stadiums. Live streaming any game footage is also strictly prohibited.

Additional Questions?

If you have any additional questions during your time at the Little League Baseball World Series, feel free to ask any member of the Little League Communications Staff or email wsmedia@littleleague.org.



 OFF PROPERTY	 HANDICAP ACCESSIBLE
 PLAYERS ONLY	 STAIRWAY
 PERMIT PARKING	 METAL DETECTORS

	CONCESSIONS
	RESTROOMS
	PAVILION
	FAMILY FUN ZONE
	GIFT SHOP
	AUTHENTIC TEAM SHOP
	LOST & FOUND
	FIRST AID
	WILL CALL
	INFORMATION BOOTH